

**Year 4**  
**Block 1 Assessment**  
**Paper 2**  
**(Answers at the end of the quiz)**



# Question 1

7615

2931

1613

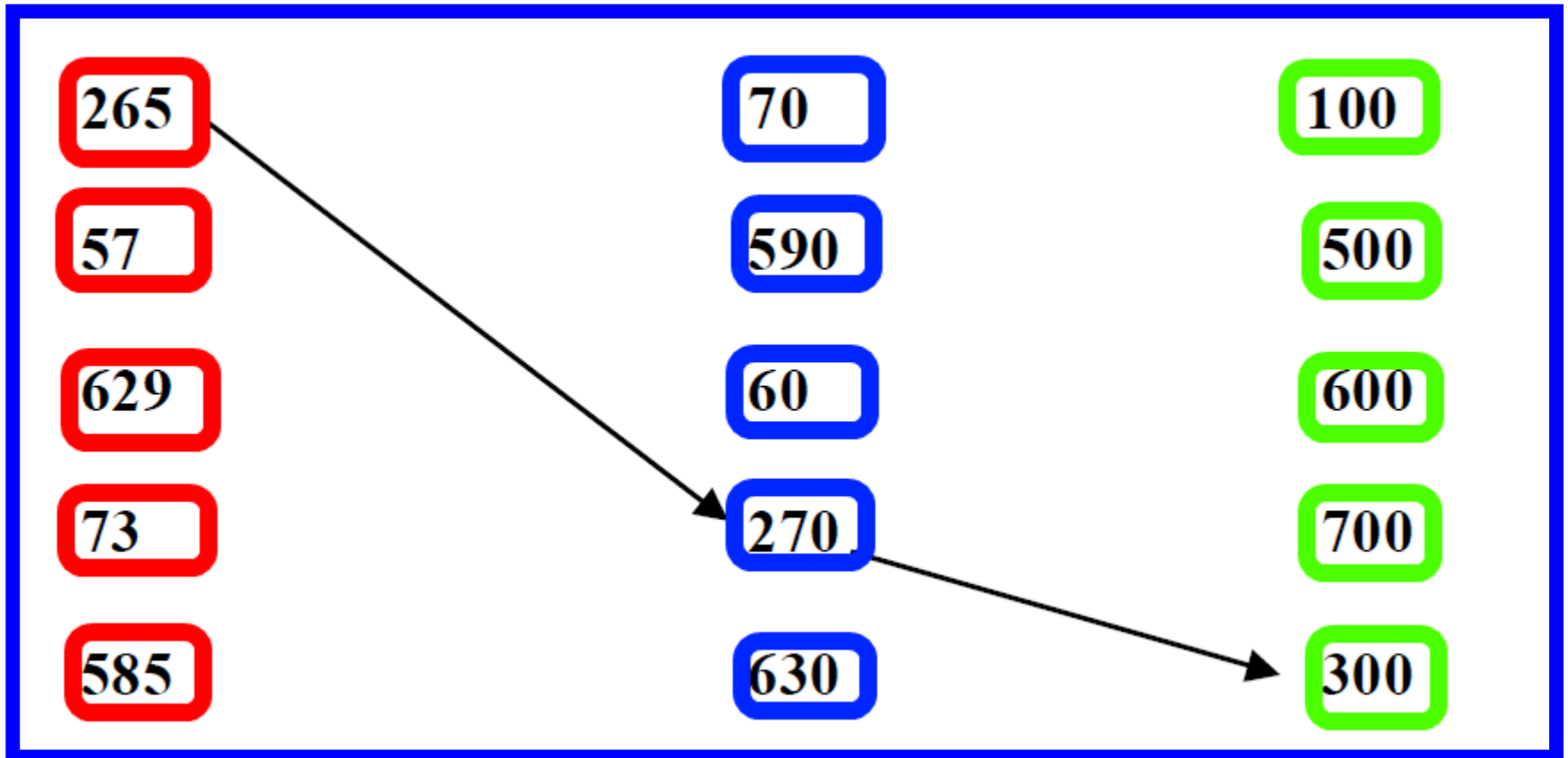
2349

Use these numbers to write 4 true statements

	<	
	<	
	>	
	>	

## Question 2

Round these numbers to the nearest 10 and then to the nearest 100.



# Complete the table

Fraction	Decimal Fraction
$\frac{1}{4}$	
	0.5
	0.8
$\frac{2}{10}$	



## Question 4

Find 2 numbers in the grid that total 100 exactly and write them in a number sentence.

$$\square + \square = 100$$

<b>16</b>	<b>43</b>	<b>59</b>	<b>41</b>
<b>25</b>	<b>2</b>	<b>32</b>	<b>11</b>
<b>82</b>	<b>34</b>	<b>57</b>	<b>73</b>
<b>9</b>	<b>64</b>	<b>48</b>	<b>30</b>



Complete these multiplication grids.

<b>X</b>	<b>6</b>	<b>5</b>	
		<b>10</b>	<b>6</b>
		<b>15</b>	
<b>5</b>			

<b>x</b>	<b>4</b>	<b>6</b>	
	<b>40</b>		
	<b>12</b>		<b>24</b>
		<b>36</b>	



## Question 6

Change this pancake recipe for 8 people to a recipe for 2 people.

### Recipe for 8 people

840g flour

1 litre milk

8 eggs

### Recipe for 2 people

g flour

ml milk

eggs



# Question 7

What is the winning  
LOTTERY number?

- It is less than 40
  - Divides exactly by 4
- The units digit is 3  
more than the tens  
digit.





## Question 8

In a sale Mum bought 5 T-shirts for £11. How much was one T-shirt?

(Show your working, you may get a mark.)



## Question 9

A variety bag of snacks  
containing 10 packets  
costs

£2.80. How much would  
one packet cost? (show  
your working, you may  
get a mark)



Answer these questions about the pictogram.

a) On which day does the school get most calls?

How many?

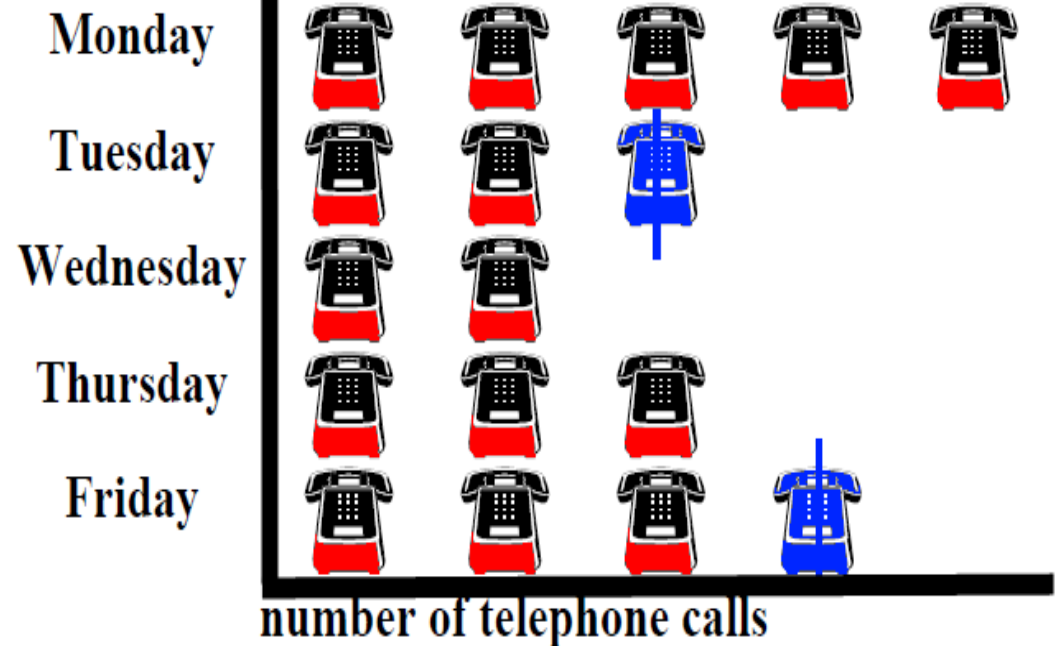
Telephone calls to school



= 10 calls



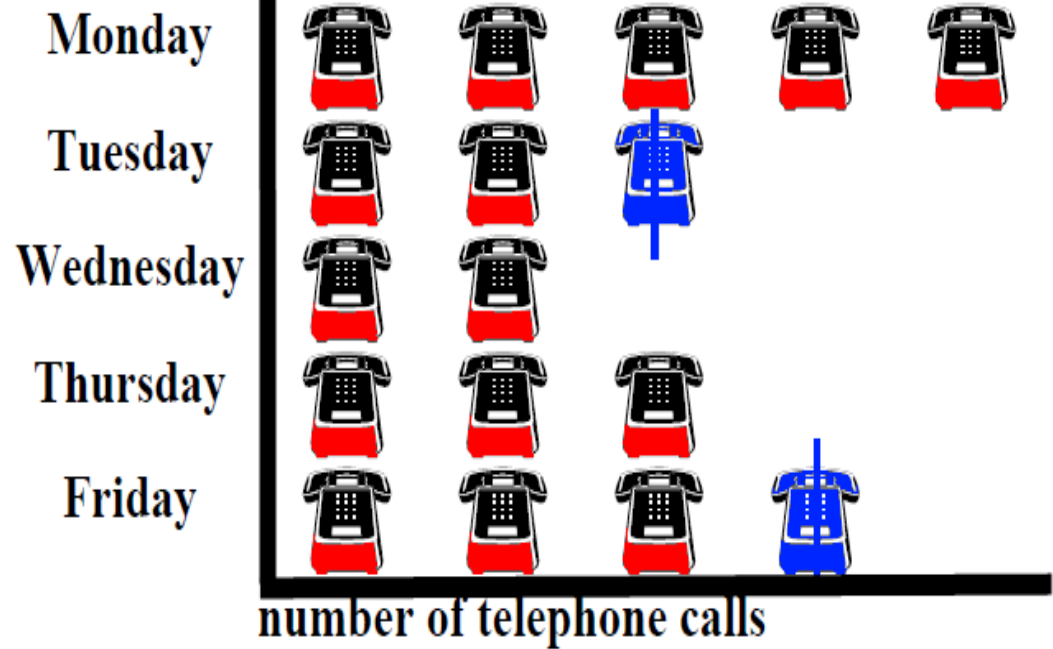
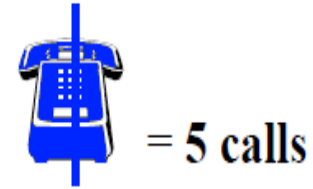
= 5 calls



On which day  
does the  
school get  
least calls?


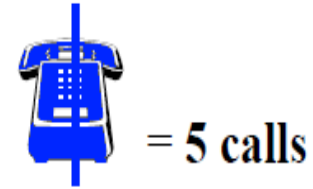
How many?

### Telephone calls to school



How many calls were received altogether during the week?

Telephone calls to school



How many more calls were received on Monday than on Friday?

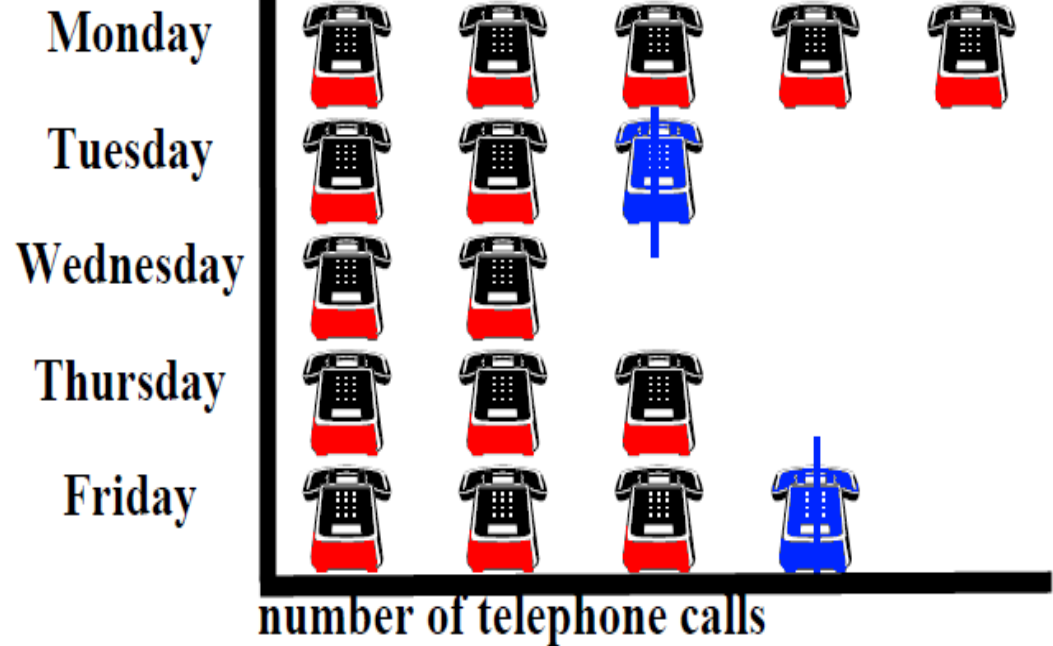
Telephone calls to school



= 10 calls



= 5 calls



# Answers

Question Number	Answer	Comments 24 marks in total	Level										
1	Any 4 true statements e.g. $1613 < 2349$ $2349 < 2931$ $7615 > 2931$ $2931 > 2349$	2 marks for all correct. 1 mark for at least 2 correct.	3a										
2	$57 \rightarrow 60 \rightarrow 100$ $629 \rightarrow 630 \rightarrow 600$ $73 \rightarrow 70 \rightarrow 100$ $585 \rightarrow 590 \rightarrow 600$	2 marks. 1 mark for at least 2 correct.	3b										
3	<table border="1" style="margin-left: auto; margin-right: auto;"> <thead> <tr> <th data-bbox="324 958 595 1001">fraction</th> <th data-bbox="600 958 1002 1001">decimal fraction</th> </tr> </thead> <tbody> <tr> <td data-bbox="324 1005 595 1058">1/4</td> <td data-bbox="600 1005 1002 1058">0.25</td> </tr> <tr> <td data-bbox="324 1062 595 1115">1/2 or 5/10</td> <td data-bbox="600 1062 1002 1115">0.5</td> </tr> <tr> <td data-bbox="324 1119 595 1172">8/10</td> <td data-bbox="600 1119 1002 1172">0.8</td> </tr> <tr> <td data-bbox="324 1176 595 1229">2/10</td> <td data-bbox="600 1176 1002 1229">0.2</td> </tr> </tbody> </table>	fraction	decimal fraction	1/4	0.25	1/2 or 5/10	0.5	8/10	0.8	2/10	0.2	2 marks, for all correct. 1 mark for at least 2 (accept equivalent fractions)	3a
fraction	decimal fraction												
1/4	0.25												
1/2 or 5/10	0.5												
8/10	0.8												
2/10	0.2												
4	$59 + 41$ or $57 + 43$	1 mark for either answer	3b										



# Answers

5	<table border="1" style="display: inline-table; margin-right: 20px;"> <thead> <tr><th>X</th><th>6</th><th>5</th><th>3</th></tr> </thead> <tbody> <tr><td>2</td><td>12</td><td>10</td><td>6</td></tr> <tr><td>3</td><td>18</td><td>15</td><td>9</td></tr> <tr><td>5</td><td>30</td><td>25</td><td>15</td></tr> </tbody> </table> <table border="1" style="display: inline-table;"> <thead> <tr><th>X</th><th>4</th><th>6</th><th>8</th></tr> </thead> <tbody> <tr><td>10</td><td>40</td><td>60</td><td>80</td></tr> <tr><td>3</td><td>12</td><td>18</td><td>24</td></tr> <tr><td>6</td><td>24</td><td>36</td><td>48</td></tr> </tbody> </table>	X	6	5	3	2	12	10	6	3	18	15	9	5	30	25	15	X	4	6	8	10	40	60	80	3	12	18	24	6	24	36	48	<p>For each grid:</p> <p>1 mark 3 correct            2 marks 6 correct            3 marks for all correct            ( 6 marks in all)</p>
X	6	5	3																															
2	12	10	6																															
3	18	15	9																															
5	30	25	15																															
X	4	6	8																															
10	40	60	80																															
3	12	18	24																															
6	24	36	48																															
6	210g flour, 250ml milk, 2 eggs	<p><b>2 marks for all correct.</b>  <b>1 mark for at least 2</b></p>																																
7	36	1 mark																																
8	£2.20	<p><b>2 marks for correct answer. 1 mark for correct method if answer wrong.</b></p>																																
9	28p	<p><b>2 marks for correct answer. 1 mark for correct method if answer wrong.</b></p>																																
10	<p>a) Monday, 50            b) Wednesday, 20            c) 160            d) 15</p>	<p>a) 1 mark for all correct            b) 1 mark for all correct            c) 1 mark            d) 1 mark</p>																																



## Draft Level Thresholds Y4 Block 2

Below level 2	Level 2			Level 3			Level 4 and above
0-8	9-21			22-33			34-48
	2c	2b	2a	3c	3b	3a	Level 4 +
	9-12	13-16	17-21	22-25	26-29	30-33	34-48

Total marks for part 1 and part 2= 48



Printable Question Paper

[Click here](#) for a  
printable version of  
the Year 4 Block 2  
Test.



# References and additional resources.

The questions and ideas for this PowerPoint came from:  
Wigan LEA Numeracy Centre  
Year1 Block 1 Assessment

## *Thank You*

PowerPoint template published by [www.ksosoft.com](http://www.ksosoft.com)

All the planning for this unit can be found at:  
<http://www.wiganschoolsonline.net/curriculum/math/assess.shtm>

Contains public sector information licensed under the Open Government Licence v3.0.  
(<http://www.nationalarchives.gov.uk/doc/open-government-licence/version/3/>)

All images used in this PowerPoint was found at the free Public Domain Clip Art site. (<https://openclipart.org/>)  
<http://www.clker.com> or were included in the original document.



# Where Can I Find More Resources Like This?

- You can now visit my teaching resource website at <http://www.DrFog.co.uk>
- You can [click here](#) to search for more of my teaching resources.
- [Click here](#) to visit my YES shop!

