

Year 3
Block 2 Assessment
Paper 2
(Answers after each question)



Question 1

Write the missing numbers.

50	45	40				
----	----	----	--	--	--	--



Answer

50 **45** **40** **35** **30** **25** **20**



Question 2

Jane cut a ribbon into two pieces,
7cm and 13cm.

a) How long was the ribbon before she cut it?

b) What is the difference in their lengths?



Answer

a) 20cm

b) 6cm

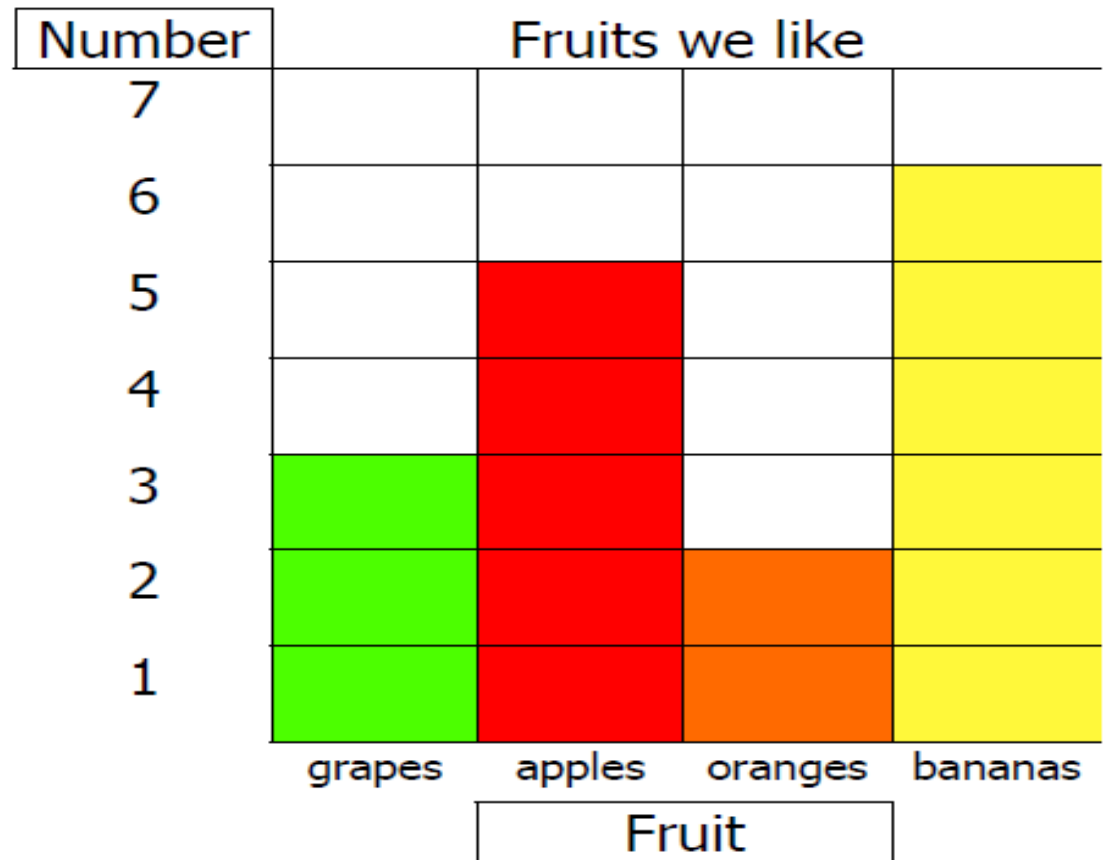


Question 3

How many children liked:

a) grapes?

b) apples?



Answer

a) 3 liked grapes

b) 5 liked apples



Question 4

Continue this number
sequence.

166

176

186



Answer

166

176

186

196

206

216



Question 5

Draw a ring round the numbers which are multiples of 10.

540

400

304

170

26

185

20

501



Answer

540

400

304

170

26

185


20

501



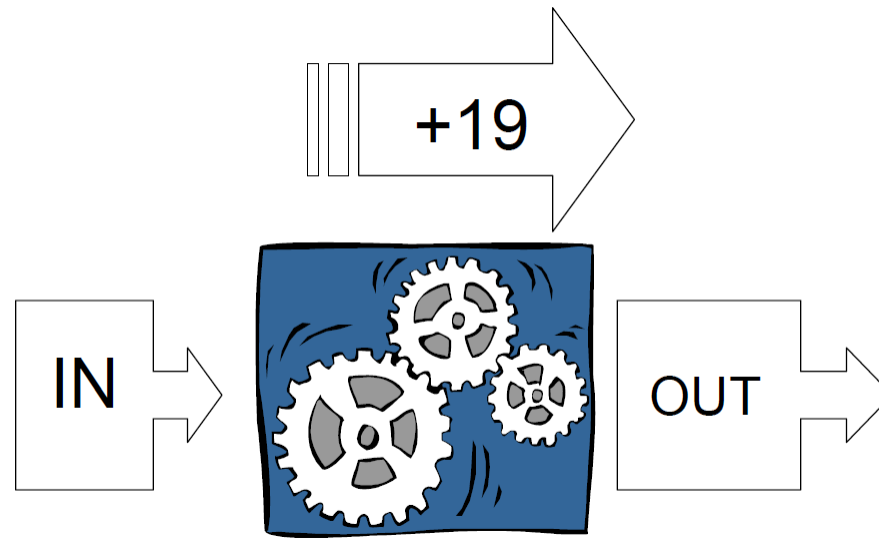
Question 6

Write the missing numbers going in and coming out of the number machine.



IN	26	33			17
OUT			52	46	

Answer

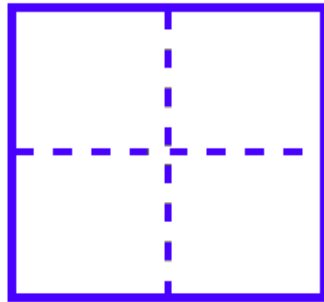


IN	26	33	33	27	17
OUT	45	52	52	46	36

Colour matching fractions of each shape.


a)

half



b)


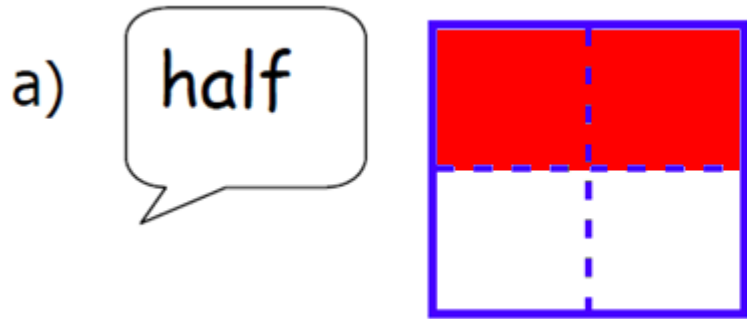
quarter



Answer

a) any 2 parts coloured


b) any 1 part coloured





Question 8

Write a fraction to match the shaded part of each shape.

a)

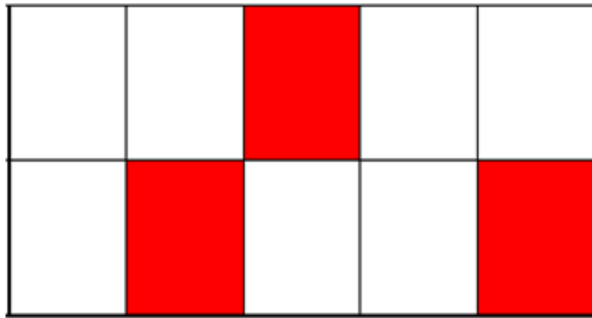


b)




Answer

a)



$$\frac{3}{10}$$

b)



$$\frac{2}{5}$$



Question 9

Complete this multiplication grid.

x	3	5	7	9
5				
10				
2				



Answer

X	3	5	7	9
5	15	25	35	45
10	30	50	70	90
2	6	10	14	18



Question 10

Use all these 3 digits to make the largest 3-digit number.



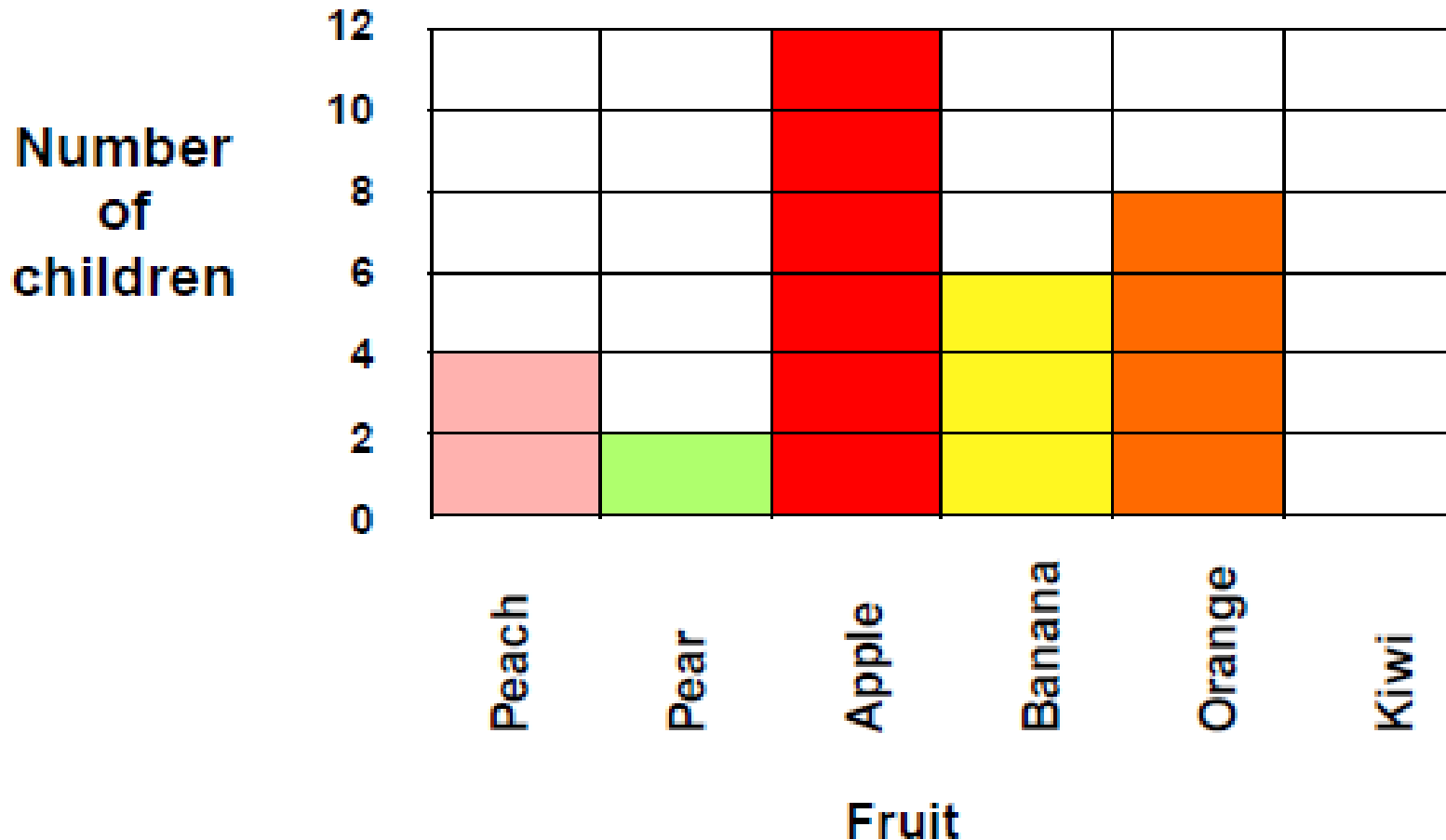
Answer

763



Which is the favourite

Fruit children like



Answer

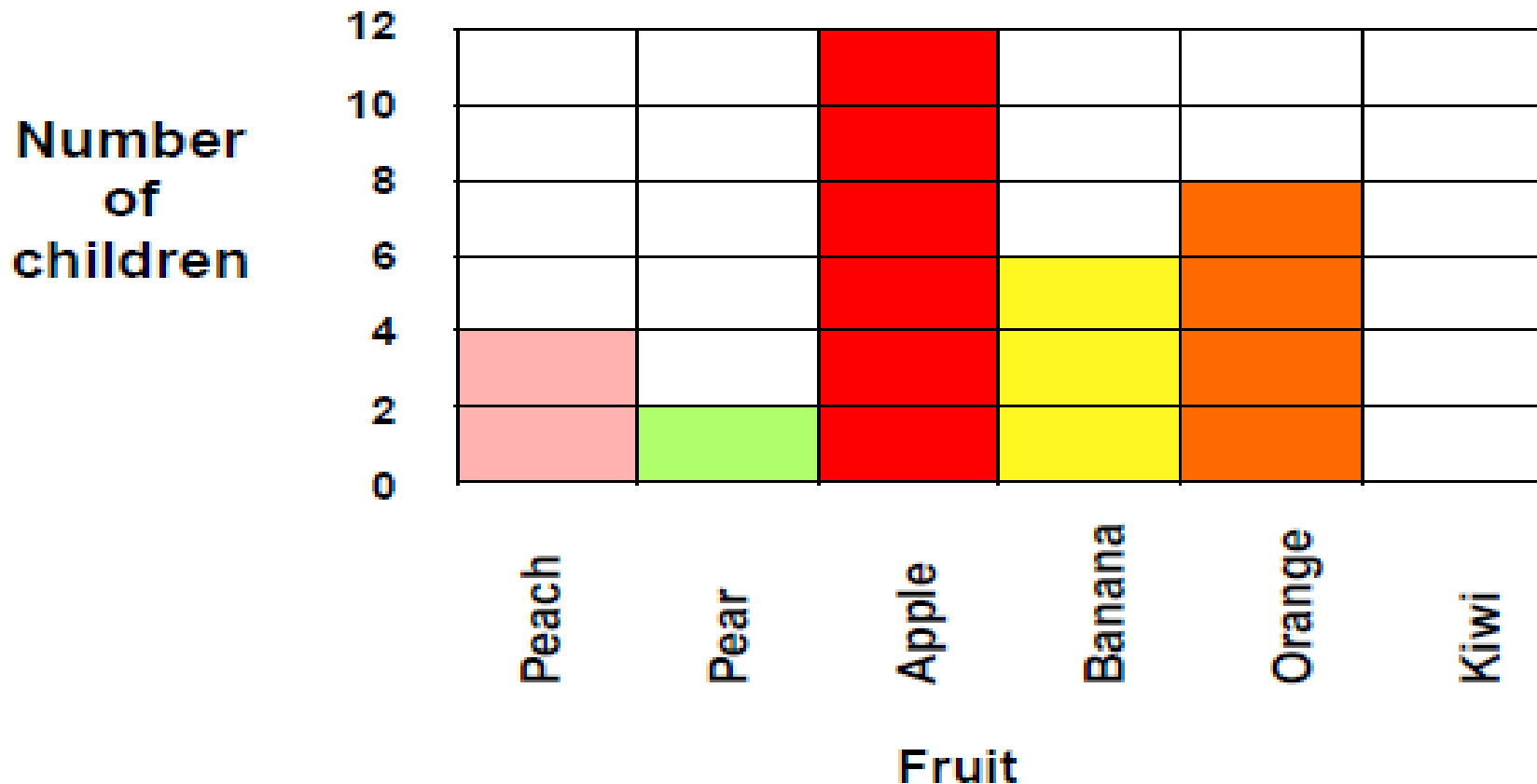
a) apple



Question 11b

How many children like

Fruit children like



Answer

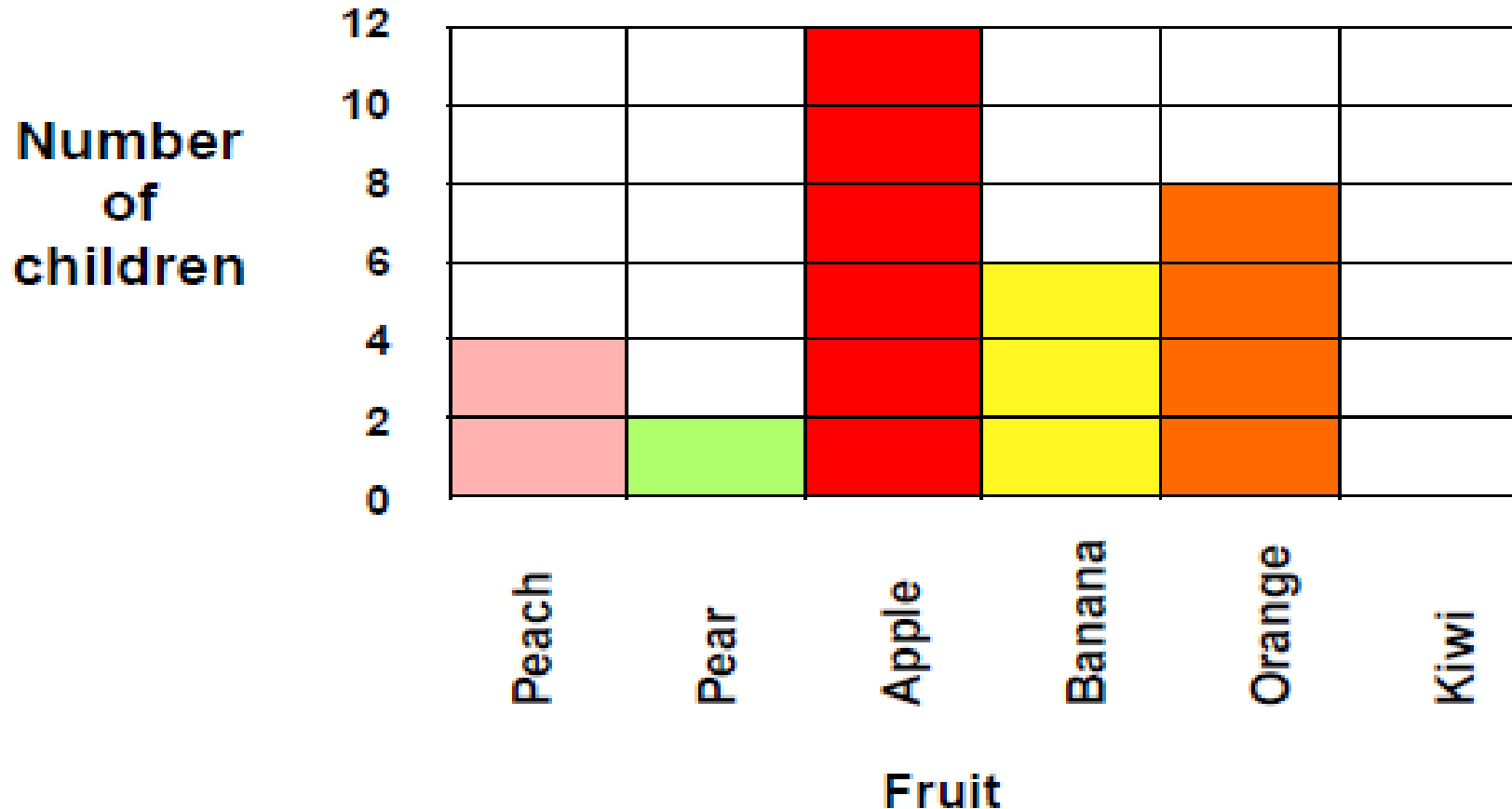
b) 8



Question 11c

Which fruit do six children

Fruit children like



Answer

c) banana



Question 12

Jennifer bought four pens at 60p each.
What change did she get from £5?

60p
each



What coins might she get
in her change?



Answer

a) £2.60

b) Any correct response



Answers

Qu. No.	Level	Answer	Comments 20 marks in total												
1	2b	35,30,25,20	1 mark for all correct												
2	2a	a) 20cm b) 6cm	1 mark 1 mark												
3	2b	a) 3 b) 5	1 mark 1 mark												
4	3c	196, 206, 216	1 mark												
5	2a	540, 400, 170, 20	1 mark												
6	3c	<table border="1"> <tbody> <tr> <td>IN</td> <td>26</td> <td>33</td> <td>33</td> <td>27</td> <td>17</td> </tr> <tr> <td>OUT</td> <td>45</td> <td>52</td> <td>52</td> <td>46</td> <td>36</td> </tr> </tbody> </table>	IN	26	33	33	27	17	OUT	45	52	52	46	36	2 marks for ALL correct. 1 mark for at least 3 correct.
IN	26	33	33	27	17										
OUT	45	52	52	46	36										

Answers

7	2b	a) any 2 parts coloured b) any 1 part coloured	1 mark 1 mark																				
8	3a	a) $\frac{3}{10}$ b) $\frac{2}{5}$	1 mark for both correct.																				
9		<table border="1"><tr><td>x</td><td>3</td><td>5</td><td>7</td><td>9</td></tr><tr><td>5</td><td>15</td><td>25</td><td>35</td><td>45</td></tr><tr><td>10</td><td>30</td><td>50</td><td>70</td><td>90</td></tr><tr><td>2</td><td>6</td><td>10</td><td>14</td><td>18</td></tr></table>	x	3	5	7	9	5	15	25	35	45	10	30	50	70	90	2	6	10	14	18	2 marks for ALL correct. 1 mark for at least 6 correct.
x	3	5	7	9																			
5	15	25	35	45																			
10	30	50	70	90																			
2	6	10	14	18																			
10	3b	763	1 mark																				
11		a) apple b) 8 c) banana	1 mark. 1 mark. 1 mark.																				
12	3b	a) £2.60 b) Any correct response	1 mark 1 mark																				

Levelling the score

Draft Level Thresholds Y3 Block 2

below level 2B	2B	2A	3C	3B	3A +
0 - 7	8 - 15	16 - 23	24 - 31	32 - 37	38 - 40

Total marks for Part 1 and Part 2 = 40 marks



Printable Student Question Paper

Are you wanting a
printable version of
this quiz?

Click here for the
[Year 3 Block 2](#)
[Quiz.](#)



References and additional resources.

The questions and ideas for this PowerPoint came from:
Wigan LEA Numeracy Centre
Year1 Block 1 Assessment

Thank You

PowerPoint template published by www.ksosoft.com

All the planning for this unit can be found at:
<http://www.wiganschoolsonline.net/curriculum/math/assess.shtm>

Contains public sector information licensed under the Open Government Licence v3.0.
(<http://www.nationalarchives.gov.uk/doc/open-government-licence/version/3/>)

All images used in this PowerPoint was found at the free Public Domain Clip Art site. (<https://openclipart.org/>)
<http://www.clker.com> or were included in the original document.



Where Can I Find More Resources Like This?

- You can now visit my teaching resource website at <http://www.DrFog.co.uk>
- You can [click here](#) to search for more of my teaching resources.
- [Click here](#) to visit my TES shop!

