

Year 1 Block 3

Test 1 (end of week 2)

Listen carefully to each question. I will read each question twice before you write your answer.











10 Second Response

1. Look at your sheet. Put a ring around an even number greater than 20? (22,24)
2. Write an odd number less than 17? (15,13,11,9,7,5,3,1)
3. 14 is one ten and how many units?(4)
4. What do I have to add to six to make 16? (10)
5. Write the number that's the same as one ten and seven units? (17)
6. What is the total of 9 plus 7? (16)
7. What is 17 minus 9? (8)
8. I have 19 lollipops and I eat 11 of them. How many are left? (8)
9. How many tens are there in 47? (4)
10. If you count in tens what number comes after 20 if you start at zero? (30)

Year 1 Block 3 Test 1
Answer Sheet

Name:

Date:

1.	22 17 18 24 15 20	6.	
2.		7.	17 minus 9 is 
3.	 units	8.	 19-11=  lollipops
4.	6 +  = 16	9.	 tens
5.		10.	

Year 1 Block 3

Test 2 (end of week 4)

Listen carefully to each question. I will read each question twice before you write your answer.




10 Second Response

1. A jug holds 5 cups of water. How many cups will 3 jugs hold? (15)
2. Michael rolled 5 on his dice. Ann rolled 3 on hers. Paul rolled 4 on his .What was the total score? (12)
3. What do I add to 9 to make 13? (4)
4. What is 8 plus 4? (12)
5. What is 7 add 8?(15)
6. Draw two coins to total 15p (10p 5p)
7. Chews cost 3p each. How much for 3 chews? (9p)
8. What is $16 - 10 - 3$? (3)
9. Take 4 from 19. (15)
10. You have 11p. You find 10p. How much do you have now? (21p)

Year 1 Block 3 Test 2
Answer Sheet

Name:

Date:

1.	 holds 5 cups 3 jugs hold <input type="text"/> cups	6.	15p
2.	 Total score is <input type="text"/>	7.	 3p 3 chews cost <input type="text"/>
3.	<input type="text"/>	8.	16 - 10 - 3 leaves <input type="text"/>
4.	<input type="text"/>	9.	<input type="text"/>
5.	<input type="text"/>	10.	11p + 10p = <input type="text"/>

Year 1 Block 3

Test 3 (end of week 6)

Listen carefully to each question. I will read each question twice before you write your answer.


10 Second Response

1. Find the total of 6, 9 and 1 (16)
2. Look at your sheet. Put a circle around the smallest number (11)
3. I have a two pence a five pence and a one pence piece in my purse. How much do I have? (8p)
4. My friend gave me half of 20p. How much did I get?(10p)
5. Fill in the missing number. (20)
6. What do I add to 50 to make 58? (8)
7. What add 8 makes 18? (10)
8. Paul has 9 balloons. Jack has 6 balloons. How many more balloons does Paul have? (3)
9. Write the number that has 8 tens and 5 units. (85)
10. Two apples cost 16p. How much does 1 cost? (8p)

Year 1 Block 3 Test 3
Answer Sheet

Name:

Date:

1.	6, 9, 1 <input type="text"/>	6.	$50 + \square = 58$
2.	$\begin{array}{ccc} 32 & & 11 \\ & 13 & \\ 23 & & 31 \end{array}$	7.	<input type="text"/>
3.	2p 5p 1p <input type="text"/> p	8.	Paul has 9 balloons Jack has 6 balloons <input type="text"/> more balloons
4.	<input type="text"/> p	9.	<input type="text"/>
5.	17 18 19 <input type="text"/> 21 22 23	10.	 16p 1 apple costs <input type="text"/> p

Year 1 Block 3

Test 4 (end of week 8)









Listen carefully to each question. I will read each question twice before you write your answer.

10 Second Response

1. Which number is the same as 7 tens and 8 units. (78)
2. Write the missing number. (3)
3. What is 10 fewer than 30? Ring the answer on your sheet (20)
4. What is the fourth letter of the alphabet? (D)
5. Which number comes half way between 20 and 30? (25)
6. What is 10 more than 55? (65)
7. How many socks in 4 pairs? (8)
8. 20 take away 2 (18)
9. Look at your number track. What number is missing. Write it on the track (30)
10. Colour the eighth ball.

Year 1 Block 3 Test 4
Answer Sheet

Name:	Date:
-------	-------

1.		6.								
2.	$7 + \square = 10$	7.	 1 pair  socks in 4 pairs							
3.	0 40 50 20 10	8.								
4.		9.	<table border="1" style="margin: auto; border-collapse: collapse;"> <tr> <td style="padding: 2px 10px;">27</td> <td style="padding: 2px 10px;">28</td> <td style="padding: 2px 10px;">29</td> <td style="padding: 2px 10px;"> </td> <td style="padding: 2px 10px;">31</td> <td style="padding: 2px 10px;">32</td> <td style="padding: 2px 10px;">33</td> </tr> </table>	27	28	29		31	32	33
27	28	29		31	32	33				
5.	$20 \underline{\hspace{10em}} 30$ 	10.								

Year 1 Block 3

Test 5 (end of week 10)

Listen carefully to each question. I will read each question twice before you write your answer.

10 Second Response

1. What number comes next? 3, 6, 9, 12, 15, ? **(18)**
2. 19 minus 8 **(11)**
3. Fill in the missing number **(40)**
4. Half of 14. **(7)**
5. Share 6 cakes between 2 people. How many each? **(3)**
6. Use your number line. Start at 6 count on 5. What number do you land on? **(11)**
7. How many lots of 3 make 9? **(3)**
8. What is 8 plus 8? **(16)**
9. Put a circle around the day that comes after Tuesday.
(Wednesday)
10. Put these numbers in the correct order smallest first.
(16,18,23,81)

Year 1 Block 3 Test 5
Answer Sheet

Name:	Date:
-------	-------

1.	<div style="text-align: right; margin-right: 20px;"> <input style="width: 50px; height: 50px; border: 2px solid black;" type="text"/> </div> <p>3 6 9 12 15</p>	6.	<table style="width: 100%; border-collapse: collapse;"> <tr> <td style="border-top: 1px solid black; border-bottom: 1px solid black; text-align: center;">5 6 7 8 9 10 11 12 13 14 15 16 17 18</td> <td style="text-align: center; vertical-align: middle;"> <input style="width: 50px; height: 50px; border: 2px solid black;" type="text"/> </td> </tr> </table>	5 6 7 8 9 10 11 12 13 14 15 16 17 18	<input style="width: 50px; height: 50px; border: 2px solid black;" type="text"/>
5 6 7 8 9 10 11 12 13 14 15 16 17 18	<input style="width: 50px; height: 50px; border: 2px solid black;" type="text"/>				
2.	<div style="text-align: center;"> <input style="width: 50px; height: 50px; border: 2px solid black;" type="text"/> </div>	7.	<div style="text-align: center;"> <input style="width: 50px; height: 50px; border: 2px solid black;" type="text"/> </div>		
3.	<div style="text-align: right; margin-right: 20px;"> <input style="width: 50px; height: 50px; border: 2px solid black;" type="text"/> </div> <p>35 36 37 38 39 41</p>	8.	<div style="text-align: center;"> <input style="width: 50px; height: 50px; border: 2px solid black;" type="text"/> </div>		
4.	<div style="text-align: center;"> <input style="width: 50px; height: 50px; border: 2px solid black;" type="text"/> </div>	9.	<p style="text-align: center;">Thursday Monday Wednesday</p>		
5.	<div style="display: flex; align-items: center;"> <div style="margin-right: 10px;"> </div> <div style="border: 2px solid black; width: 50px; height: 50px; display: flex; align-items: center; justify-content: center;"> <input style="width: 40px; height: 40px; border: none;" type="text"/> </div> <div style="margin-left: 10px;">cakes each</div> </div>	10.	<div style="display: flex; justify-content: space-around; align-items: center;"> <div style="text-align: center;"> <p>23</p> <input style="width: 50px; height: 50px; border: 2px solid black;" type="text"/> </div> <div style="text-align: center;"> <p>18</p> <input style="width: 50px; height: 50px; border: 2px solid black;" type="text"/> </div> <div style="text-align: center;"> <p>16</p> <input style="width: 50px; height: 50px; border: 2px solid black;" type="text"/> </div> <div style="text-align: center;"> <p>81</p> <input style="width: 50px; height: 50px; border: 2px solid black;" type="text"/> </div> </div>		

Year 1 Block 3

Test 6 (end of week 12)

Listen carefully to each question. I will read each question twice before you write your answer







10 Second Response

1. A book is 2 hand spans wide. A table is 7 hand spans wide. How much wider is the table than the book? **(5handspans)**
2. It takes 5 cups of water to fill a bowl. How many cups to fill 3 bowls? **(15)**
3. A cat weighs 20 cubes. How much do 2 cats weigh? **(40 cubes)**
4. How long is it from 3 o'clock to 6 o'clock? **(3 hours)**
5. Look at your sheet. Fill in the missing day **(Thursday)**
6. If there are 7 days in one week. How many days in 2 weeks? **(14)**
7. A door measures 12 hand spans. The cupboard is half this size. What does it measure? **(6 handspans)**
8. 10 bricks balance an apple. 9 bricks balance a pear. How many bricks will balance an apple and a pear together? **(19)**
9. 16 count on 5. **(21)**
10. Write 2 ways to make 10

Year 1 Block 3 Test 6 Answer Sheet

Name:

Date:

1.	 2 handspans  7 handspans <div style="text-align: center;"><input type="text"/></div> <p>handspans</p>	6.	<div style="text-align: center;"><input type="text"/></div> <p>days</p>
2.	<p>5 cups fill 1 bowl</p> <div style="text-align: center;"><input type="text"/></div> <p>cups</p>	7.	 12 handspans <div style="text-align: center;"><input type="text"/></div> <p>handspans</p>
3.	 20 cubes <p>2 cats weigh <input type="text"/> cubes</p>	8.	 10 bricks  9 bricks <div style="text-align: center;"><input type="text"/></div> <p>altogether</p>
4.	<p>Start 3 o'clock Finish 6 o'clock</p> <div style="text-align: center;"><input type="text"/></div> <p>hours</p>	9.	<div style="text-align: center;"><input type="text"/></div>
5.	<p>Sunday Monday Tuesday Wednesday _____ — Friday Saturday</p>	10.	<div style="display: flex; justify-content: space-around; align-items: center;"> <div style="text-align: center;"><input type="text"/></div> <div style="font-size: 2em;">+</div> <div style="text-align: center;"><input type="text"/></div> <div style="font-size: 2em;">=</div> <div style="font-size: 2em;">10</div> </div> <div style="display: flex; justify-content: space-around; align-items: center; margin-top: 10px;"> <div style="text-align: center;"><input type="text"/></div> <div style="font-size: 2em;">+</div> <div style="text-align: center;"><input type="text"/></div> <div style="font-size: 2em;">=</div> <div style="font-size: 2em;">10</div> </div>

