


Year 1
Block 3 Assessment
Paper 2
(Answers at the end of the quiz)

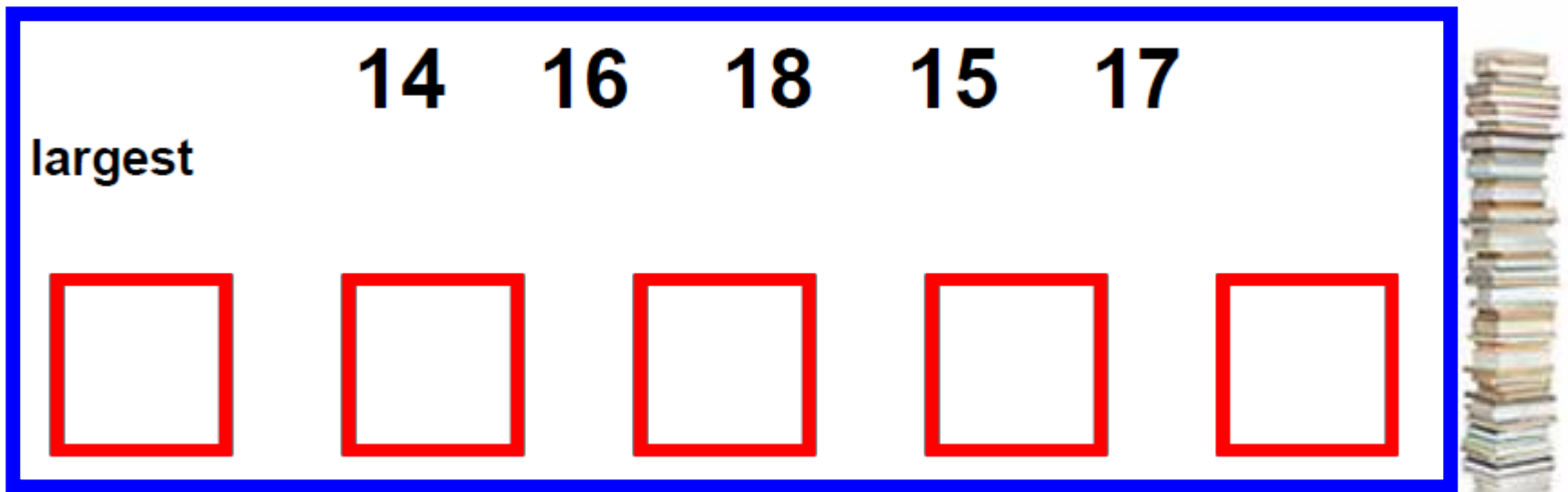


Count how many stars.



Put these numbers on
the number track.

Begin with the largest.




A number track is shown within a blue border. The track consists of five empty red-outlined boxes. Above the boxes are the numbers 14, 16, 18, 15, and 17. To the left of the first box is the word "largest". To the right of the track is a stack of books.


	14	16	18	15	17
largest	<input type="text"/>	<input type="text"/>	<input type="text"/>	<input type="text"/>	<input type="text"/>

Question 3


Write 2 ways to make 10.




+



= 10



+



= 10

Add these numbers.
What is the total?

9

2

0

1

8



Question 5

1 less than 19 is



Question 6

Start at 16. Count back 9.

0 1 2 3 4 5 6 7 8 9 10 11 12 13 14 15 16 17 18 19 20

16 count back 9 is



Question 7

7 more than 13 is




Question 8

18 subtract 9 is




Question 9

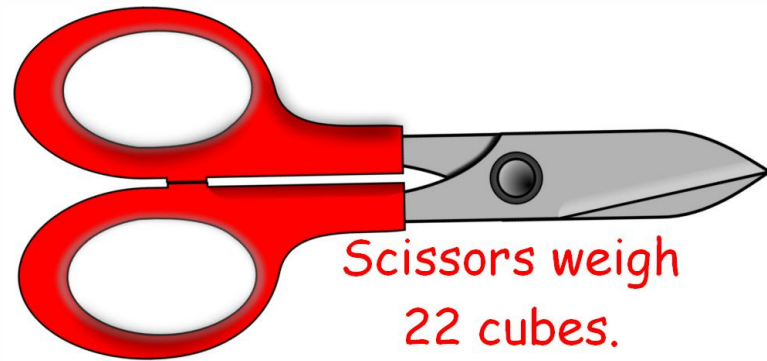
Joe had 12 sweets. He gave 4 to his friend and 2 to his mum. How many sweets did he have left?



Put a ✓ next to the
lighter object.



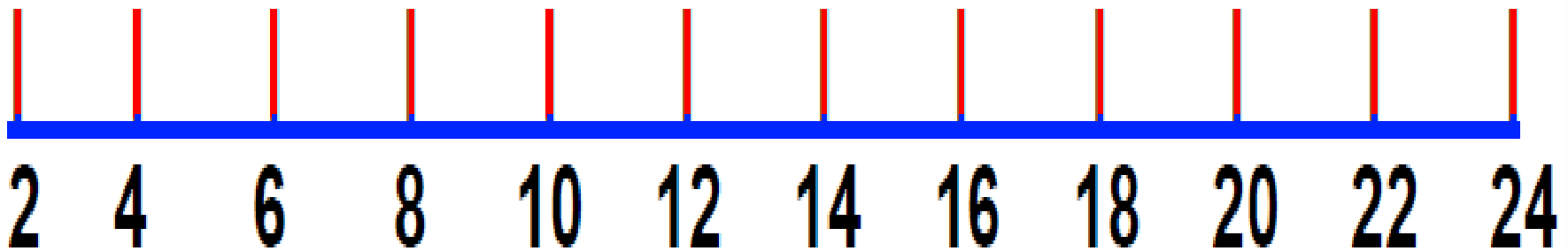
Toy car weighs
17 cubes



Scissors weigh
22 cubes.

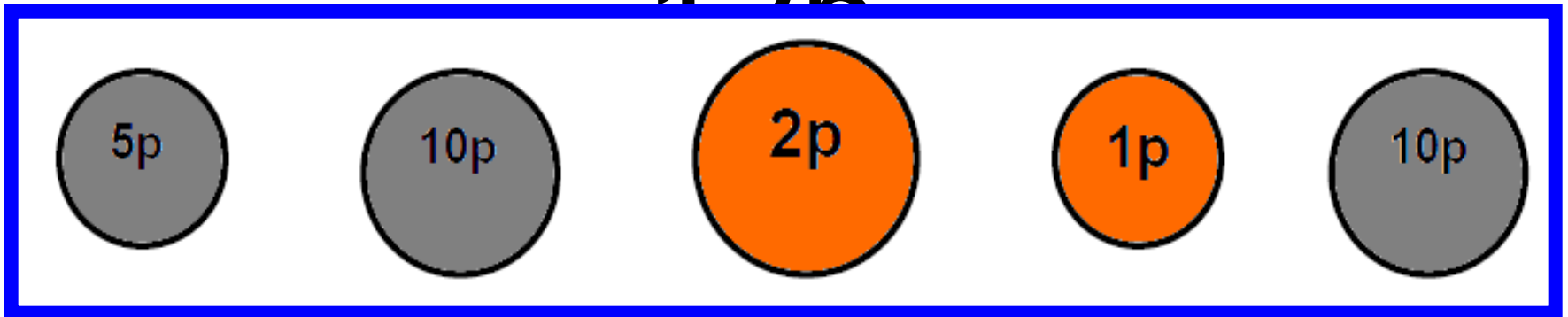


Start at 20. Count back
6. What number do
you land on?



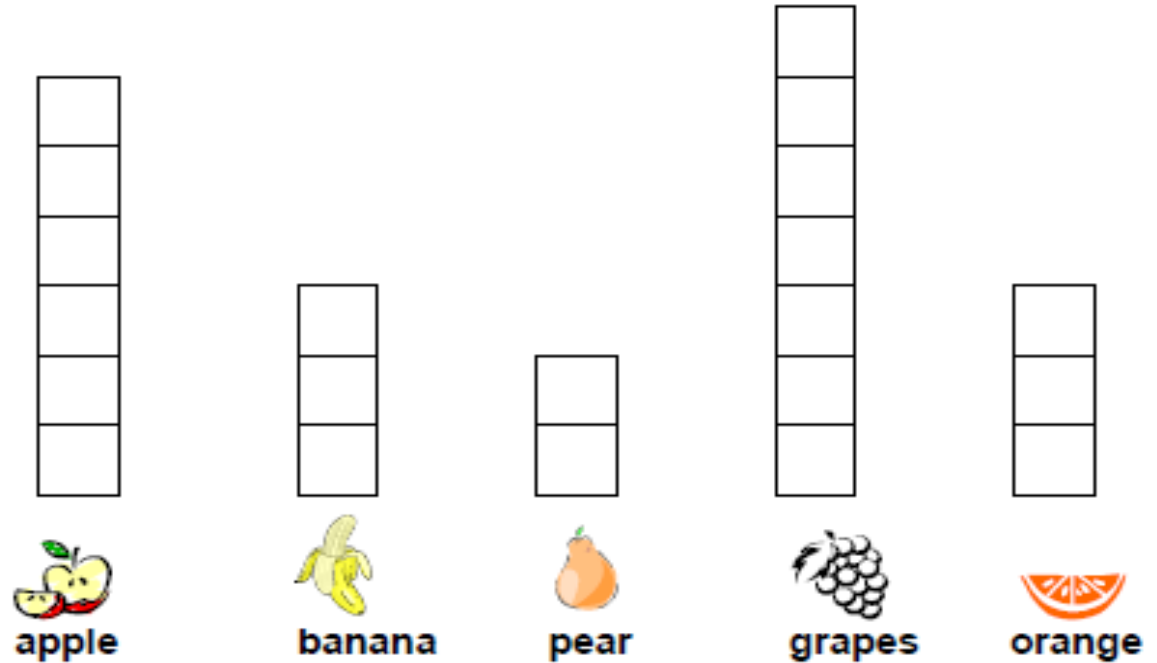
Colour coins to total

12p



Question 14

This table shows a class's favourite fruit.



Which is the most popular fruit? _____

How many people like apples?

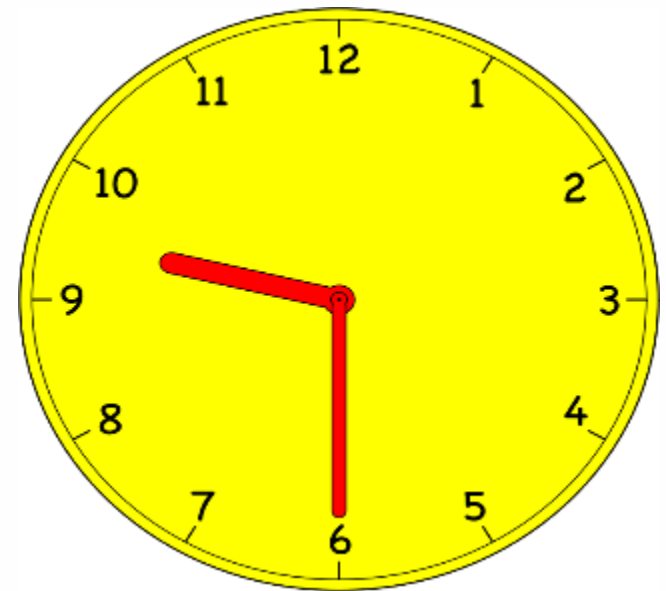
How many children are in the class?

What time is it?

half past


What time was it 2 hours ago?

half past



Question 15

If I had 4 yo-yos and I sold them for 10p each. How much will I have?



Answers

1	17	1a	1 mark
2	18,17,16,15,14	1a	1 mark
3	Any 2 additions to make 10	2c	1 mark
4	20	2c	1 mark
5	18	2c	1 mark
6	7	1a	1 mark
7	20	2c	1 mark
8	9	2c	1 mark
9	6	2c	1 mark
10	Tick by car	1a	1 mark
11	14	2c	1 mark
12	Coins to total 13p	2b	1 mark
13	Grapes 6 and 21	2b	1 for 2 correct 2 for all
14	Half past 9 half past 7	2c/a	1 mark for each (2)
15	40p	2a	1 mark

Draft Level Thresholds Y1 Block 3

Below level 1c	Level 1		Level 2		
0 - 4	5 - 15		16 - 34		
	1b	1a	2c	2b	2a
	5-9	10-15	16-23	24-29	30-34



Student's Test Paper

If you would like a copy of the student test paper to print out, please click here.

[Student Test Paper Year 1 Block 3.](#)



References and additional resources.

The questions and ideas for this PowerPoint came from:
Wigan LEA Numeracy Centre
Year1 Block 1 Assessment

Thank You

PowerPoint template published by www.ksosoft.com

All the planning for this unit can be found at:
<http://www.wiganschoolsonline.net/curriculum/math/assess.shtm>

Contains public sector information licensed under the Open Government Licence v3.0.
(<http://www.nationalarchives.gov.uk/doc/open-government-licence/version/3/>)

All images used in this PowerPoint was found at the free Public Domain Clip Art site. (<https://openclipart.org/>)
<http://www.clker.com> or were included in the original document.



Where Can I Find More Resources Like This?

- You can now visit my teaching resource website at <http://www.DrFog.co.uk>
- You can [click here](#) to search for more of my teaching resources.
- [Click here](#) to visit my TES shop!

