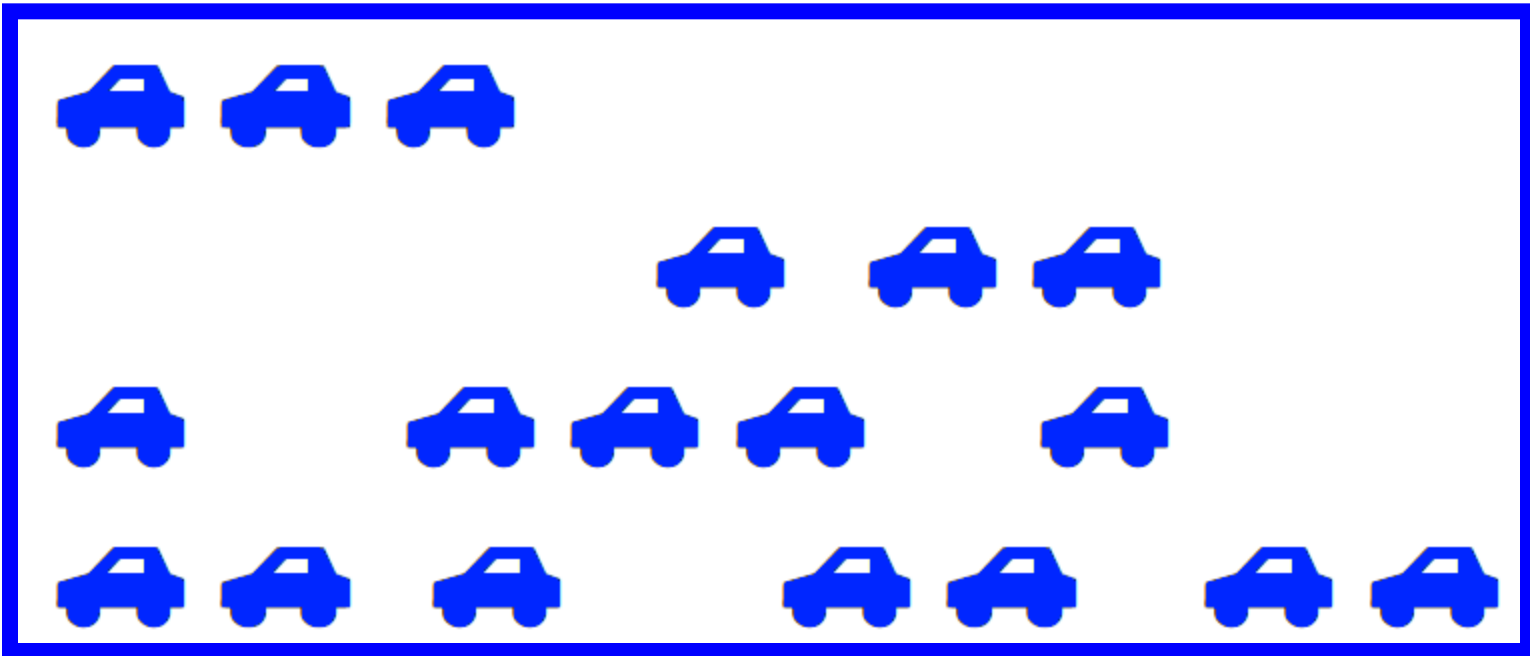


**Year1**  
**Block 3 Assessment**  
**Paper 1**  
**(Answers at the end of the quiz)**




# Question 1

## How many cars?




What is the missing number?

**5 plus  makes 8**



## Question 3

Put a ✓ next to the  
empty cup



## Question 4

Draw a ✓ under the table

Draw a ball next to the table

Draw a flower above the  
table



## Question 5

I have 3 cats and 8 dogs. How many animals altogether?

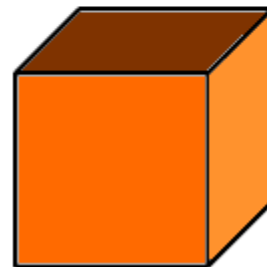


## Question 6

Jenny has 12p, Joe has 7p. How much do they have altogether?



Tick the shapes with 6 faces





Put a **X** on the 17th  
tractor



Put a ring around the  
even numbers

**1      4      7      8      10      13      16**



Write the missing numbers

14	15			18			21			24
----	----	--	--	----	--	--	----	--	--	----



How many tens are  
there in **69**?



## Question 12

Put a ring around the tens digit in these numbers.

**18**

**36**

**57**

**94**



What is the total of the  
*units* in these  
numbers?

23

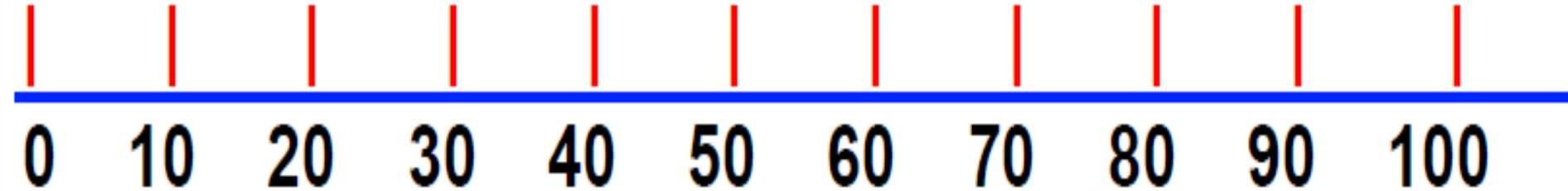
44

11

86



Start at 40. Count on 30.  
What number do you  
land on?



## Question 15

Pam had 17 marbles. Her friend gave her 10 more. How many marbles does she have altogether?





# Answer

Question	Answer	Level	Comments
1	18	1a	1mark
2	3	2c	1 mark
3	Tick first cup	1b	1 mark
4	Objects drawn appropriately	1b	1 for 2 correct 2 for all
5	11	1a	1 mark
6	19	2c	1 mark
7	Cube and cuboid	2c	1 mark
8	X on 17 <sup>th</sup> tractor	2c	1 mark
9	4, 8, 10, 16	2c	1 mark
10	16,17,19,20,22,23	2b	1 mark
11	6	2a	1 mark
12	1, 3, 5, 9 circled	2a	1 mark
13	14	2a	2 marks
14	70	2a	1 mark
15	27	2b	1 mark

Level

## Draft Level Thresholds Y1 Block 3

<b>Below level 1c</b>	<b>Level 1</b>		<b>Level 2</b>		
<b>0 - 4</b>	<b>5 - 15</b>		<b>16 - 34</b>		
	<b>1b</b>	<b>1a</b>	<b>2c</b>	<b>2b</b>	<b>2a</b>
	<b>5-9</b>	<b>10-15</b>	<b>16-23</b>	<b>24-29</b>	<b>30-34</b>



# Student's Test Paper

If you would like a copy of the student test paper to print out, please click here.

[Student Test Paper Year 1 Block 3.](#)



# References and additional resources.

The questions and ideas for this PowerPoint came from:  
Wigan LEA Numeracy Centre  
Year1 Block 1 Assessment

## *Thank You*

PowerPoint template published by [www.ksosoft.com](http://www.ksosoft.com)

All the planning for this unit can be found at:  
<http://www.wiganschoolsonline.net/curriculum/math/assess.shtm>

Contains public sector information licensed under the Open Government Licence v3.0.  
(<http://www.nationalarchives.gov.uk/doc/open-government-licence/version/3/>)

All images used in this PowerPoint was found at the free Public Domain Clip Art site. (<https://openclipart.org/>)  
<http://www.clker.com> or were included in the original document.



# Where Can I Find More Resources Like This?

- You can now visit my teaching resource website at <http://www.DrFog.co.uk>
- You can [click here](#) to search for more of my teaching resources.
- [Click here](#) to visit my TES shop!

