

**Year1**  
**Block 1 Assessment**  
**Paper 1**  
**(Answers at the end of quiz)**



## Question 1

Write the missing numbers.

1	2			5	6	7	
---	---	--	--	---	---	---	--

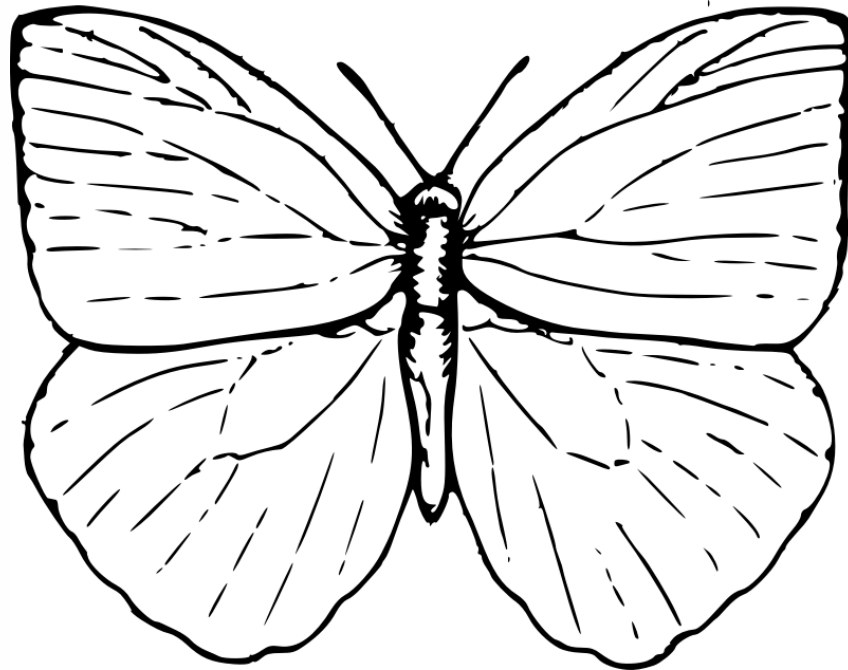


## Question 2

Write the number  
seven in the box.




Draw 6 spots on  
the butterfly



# How many rocking horses?



What is the name of  
this shape?



Put a circle around  
the correct answer.

**triangle**

**square**

**rectangle**




# Answers

Question number	Answer	Level	Comments
1	3,4,8	1b	1 mark
2	7	1b	1 mark
3	Any arrangement of 6	1c	1 mark
4	9	1b	1 mark
5	rectangle	1c	1 mark
6	□□	1a	1 mark
7	6 or 7 or 8 or 9 or 10	1a	1 mark
8	16, 17, 18, 19	1a	1 mark for 2 2 for all correct
9	4,8	2c	1 mark
10	Tick on cat	1b	1 mark
11	7	1a	1 mark
12	8	1a	1 mark
13	5	1a	1 mark
14	23p	2b	1 mark
15	10	2b	1 mark

Question 6

Continue the pattern.





## Question 7

Write a number in the box so that the three numbers are in order.

**5**

**11**



Write the numbers  
between 15 and 20

15					20
----	--	--	--	--	----



Write the missing numbers.

0

2


6

10



Name the heavier animal.

**Cat**

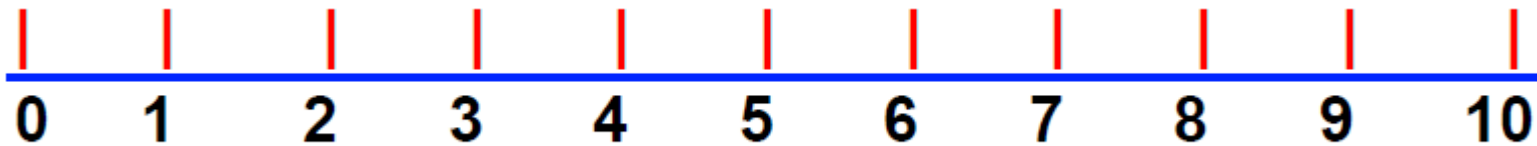


**Dog**



## Question 11

Start at 2. Count on 5.  
What number do you  
land on?



## Question 12

**5 plus 3 =**




# Question 13

$$\square + 5 = 10$$



## Question 14

Which is more? Put a  next to the correct answer

**23p**

**or**

**13p**





## Question 15

I'm thinking of a number. I take 7 from it and the answer is 3. What is my number?



# Answers

Question number	Answer	Level	Comments
1	3,4,8	1b	1 mark
2	7	1b	1 mark
3	Any arrangement of 6	1c	1 mark
4	9	1b	1 mark
5	rectangle	1c	1 mark
6	□□	1a	1 mark
7	6 or 7 or 8 or 9 or 10	1a	1 mark
8	16, 17, 18, 19	1a	1 mark for 2 2 for all correct
9	4,8	2c	1 mark
10	Tick on cat	1b	1 mark
11	7	1a	1 mark
12	8	1a	1 mark
13	5	1a	1 mark
14	23p	2b	1 mark
15	10	2b	1 mark

# What is my level?

If you add the score from Block 1 Year 1 paper one and paper 2, you get a level.

## Draft Level Thresholds Y1 Block 1

<b>Below Level 1</b>	<b>Level 1</b>			<b>Level 2</b>
<b>0 - 5</b>	<b>6 - 30</b>			<b>31 – 34</b>
	<b>1c</b>	<b>1b</b>	<b>1a</b>	<b>2c</b>
	<b>6-10</b>	<b>11-25</b>	<b>26-30</b>	

**Total Marks for Part 1 and 2 = 34 marks**

# Student's Test Paper

If you would like a copy of the student test paper to print out, please click here.

[Student Test Paper Year 1 Block 1.](#)



# References and additional resources.

The questions and ideas for this PowerPoint came from:  
Wigan LEA Numeracy Centre  
Year1 Block 1 Assessment

## *Thank You*

PowerPoint template published by [www.ksosoft.com](http://www.ksosoft.com)

All the planning for this unit can be found at:  
<http://www.wiganschoolsonline.net/curriculum/math/assess.shtm>

Contains public sector information licensed under the Open Government Licence v3.0.  
(<http://www.nationalarchives.gov.uk/doc/open-government-licence/version/3/>)

All images used in this PowerPoint was found at the free Public Domain Clip Art site. (<https://openclipart.org/>)  
<http://www.clker.com> or were included in the original document.



# Where Can I Find More Resources Like This?

- You can now visit my teaching resource website at <http://www.DrFog.co.uk>
- You can [click here](#) to search for more of my teaching resources.
- [Click here](#) to visit my TES shop!

