



Year 1
Mental Maths
Test 6 Week 12



Term 1

Instructions

- Test 6 (end of week 12)
- Listen carefully to each question.
- I will read each question twice before you write your answer

Question 1

What number comes
next 2, 4, 6, ?

Question 2

Write an *odd number*
between 5 and 10


Question 3

Start at 0 count on in 2's.

What number comes
after 8?

Question 4

Start at 1 count in 2's. What number comes after 5. Write it on the number line?





Question 5

What is the next even number after 10?

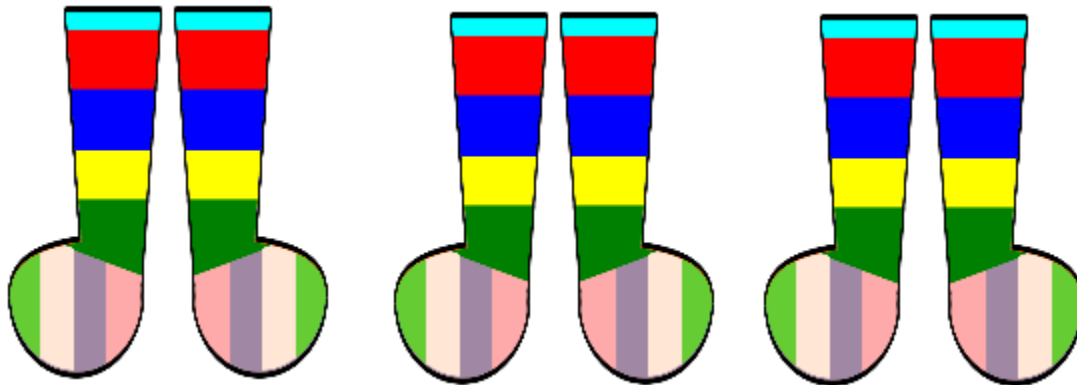
Question 6

What is double 4.



Question 7

How many socks are there in 3 pairs?




Question 8

Look at the number pattern on your sheet.
Write the next number

5 3 5 3 5 3

Question 9

I roll a dice. It shows number 3. What is double the number.



Question 10

Half of 12

Answers

10 Second Response

1. What number comes next 2, 4, 6, ? **(8)**
2. Write an odd number between 5 and 10 **(7,9)**
3. Start at 0 count on in 2's. What number comes after 8? **(10)**
4. Start at 1 count in 2's. What number comes after 5. Write it on the number line? **(7)**
5. What is the next even number after 10? **(12)**
6. What is double 4. **(8)**
7. How many socks are there in 3 pairs? **(6)**
8. Look at the number pattern on your sheet. Write the next number **(5)**
9. I roll a dice. It shows number 3. What is double the number. **(6)**
10. Half of 12 **(6)**

Year 1 Block 1 Test 6
Answer Sheet

Hand Out

Name:

Date:

1.	<input type="text"/>	6.	<input type="text"/>
2.	<input type="text"/>	7.	<input type="text"/> socks
3.	<input type="text"/>	8.	5 3 5 3 5 3 <input type="text"/>
4.	$\begin{array}{r} \\ \hline 1 \ 3 \ 5 \end{array}$ <input type="text"/>	9.	<input type="text"/>
5.	<input type="text"/>	10.	<input type="text"/>

References and additional resources.

The questions and ideas for this PowerPoint came from:
Wigan LEA Numeracy Centre
Year1 Mental Arithmetic Tests

Thank You

PowerPoint template published by www.ksosoft.com

All the planning for this unit can be found at:
<http://www.wiganschoolsonline.net/curriculum/maths/assess.shtm>

Contains public sector information licensed under the Open Government Licence v3.0.
(<http://www.nationalarchives.gov.uk/doc/open-government-licence/version/3/>)

All images used in this PowerPoint was found at the free Public Domain Clip Art site. (<https://openclipart.org/>)
<http://www.clker.com> or were included in the original document.

Where Can I Find More Resources Like This?

- You can now visit my teaching resource website at <http://www.DrFog.co.uk>
- You can [click here](#) to search for more of my teaching resources.
- [Click here](#) to visit my **YES shop!**