

Year 1  
Mental Math  
Test 4 Week



**Term 1**

# Instructions

- Test 4 (end of week 8)
- Listen carefully to each question.
- I will read each question twice before you write your answer

# Question 1

Write a number **more**  
**than** 12.

## Question 2

Write a number **less**  
**than** 16.

## Question 3

What number comes  
between 8 and 10?

## Question 4

Look at your sheet.

Put a ring around the  
largest number

**11   8   16   19   14**

## Question 5

Estimate where number 5 comes on your number line. Write it in

---

**0**

**10**

## Question 6

Which is more 13p or 23p. Put a tick next to the correct box.

**23p**


**13p**



## Question 7

A boy has 3 apples. His friend has got four more than him. How many apples has his friend

 **3 apples**

 **4 more apples**

# Question 8

Put a ring around the  
9th crayon.

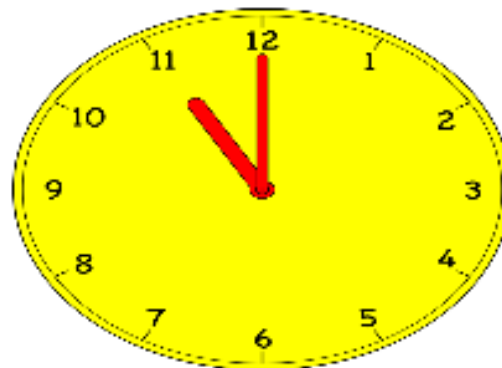
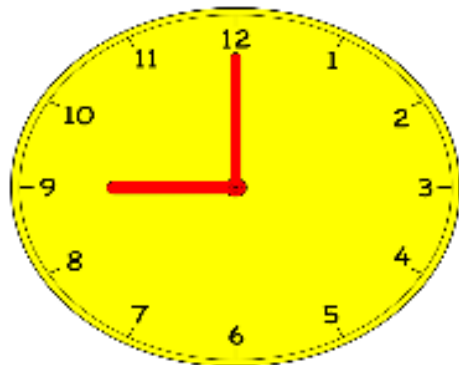


## Question 9

How many days are there in one week?

## Question 10

Sam came to school at 9 o'clock. He went out to play at 11 o'clock. How long was he in his class?



# Answers

1. Write a number **more than 12**.
2. Write a number **less than 16**.
3. What number comes between 8 and 10? **(9)**
4. Look at your sheet. Put a ring around the largest number **(19)**
5. Estimate where number 5 comes on your number line.  
Write it in
6. Which is more 13p or 23p. Put a tick next to the correct box. **(23p)**
7. A boy has 3 apples. His friend has got four more than him.  
How many apples has his friend got? **(7)**
8. Put a ring around the **9th** crayon.
9. How many days are there in one week? **(7)**
10. Sam came to school at 9 o'clock. He went out to play at 11 o'clock. How long was he in his class? **(2hrs)**




Year 1 Block 1 Test 4

Answer Sheet

Name:

Date:

# Hand Out

1.	<input type="text"/>	6.	<input type="text"/> 23p <input type="text"/> 13p
2.	<input type="text"/>	7.	 3 apples  4 more apples <input type="text"/> apples
3.	<input type="text"/>	8.	
4.	11 8 16 19 14	9.	<input type="text"/> days
5.	$\begin{array}{r} \phantom{0} \\ \hline 10 \end{array}$	10.	<input type="text"/> hours

# References and additional resources.

The questions and ideas for this PowerPoint came from:  
Wigan LEA Numeracy Centre  
Year1 Mental Arithmetic Tests

# *Thank You*

PowerPoint template published by [www.ksosoft.com](http://www.ksosoft.com)

All the planning for this unit can be found at:  
<http://www.wiganschoolsonline.net/curriculum/maths/assess.shtm>

Contains public sector information licensed under the Open Government Licence v3.0.  
(<http://www.nationalarchives.gov.uk/doc/open-government-licence/version/3/>)

All images used in this PowerPoint was found at the free Public Domain Clip Art site. (<https://openclipart.org/>)  
<http://www.clker.com> or were included in the original document.

# Where Can I Find More Resources Like This?

- You can now visit my teaching resource website at <http://www.DrFog.co.uk>
- You can [click here](#) to search for more of my teaching resources.
- [Click here](#) to visit my **YES shop!**