

Year 1
Mental Maths
Test 3 Week 6



Term 1

Instructions

- Test 3 (end of week 6)
- Listen carefully to each question.
- I will read each question twice before you write your answer

Question 1

Write the missing
number

14 15




17 18

Question 2

What number comes
after 11?

Question 3

How many pairs of scissors can you see?



Question 4

Use your number track.
Start at 9 and count on
3. What number do you
land on?

| | | | | | |
|---|---|----|----|----|----|
| 8 | 9 | 10 | 11 | 12 | 13 |
|---|---|----|----|----|----|

Question 5

What is the sum of 5
and 6.

Question 6

Write the number 4 in
the box.

Question 7

Two teddy bears are having a picnic. Five more come and join them. How many teddies altogether?

Question 8

8 subtract 5

Question 9

My sister has 5 sweets, but I have 3 less than her. How many sweets do I have?



Question 10

What is double 3?

Answers

10 Second Response












1. Write the missing number **(16)**
2. What number comes after 11? **(12)**
3. How many pairs of scissors can you see? **(11)**
4. Use your number track. Start at 9 and count on 3. What number do you land on? **(12)**
5. What is the sum of 5 and 6. **(11)**
6. Write the number **4** in the box.
7. Two teddy bears are having a picnic. Five more come and join them. How many teddies altogether? **(7)**
8. 8 subtract 5 **(3)**
9. My sister has 5 sweets, but I have 3 less than her. How many sweets do I have? **(2)**
10. What is double 3? **(6)**

Year 1 Block 1 Test 3

Answer Sheet

Hand Out

Name: _____ Date: _____

| | | | | | | | | | |
|----|---|-----|--|----|----|----|----|----|---|
| 1. |  14 15 17 18 | 6. |  | | | | | | |
| 2. |  | 7. |  teddies | | | | | | |
| 3. |   pairs | 8. |  | | | | | | |
| 4. | <table border="1" data-bbox="1371 892 1449 1306"><tr><td>8</td><td>9</td><td>10</td><td>11</td><td>12</td><td>13</td></tr></table>  | 8 | 9 | 10 | 11 | 12 | 13 | 9. |  sweets |
| 8 | 9 | 10 | 11 | 12 | 13 | | | | |
| 5. |  | 10. |  | | | | | | |

References and additional resources.

The questions and ideas for this PowerPoint came from:
Wigan LEA Numeracy Centre
Year1 Mental Arithmetic Tests

Thank You

PowerPoint template published by www.ksosoft.com

All the planning for this unit can be found at:
<http://www.wiganschoolsonline.net/curriculum/maths/assess.shtm>

Contains public sector information licensed under the Open Government Licence v3.0.
(<http://www.nationalarchives.gov.uk/doc/open-government-licence/version/3/>)

All images used in this PowerPoint was found at the free Public Domain Clip Art site. (<https://openclipart.org/>)
<http://www.clker.com> or were included in the original document.

Where Can I Find More Resources Like This?

- You can now visit my teaching resource website at <http://www.DrFog.co.uk>
- You can [click here](#) to search for more of my teaching resources.
- [Click here](#) to visit my **YES shop!**