

Year 1
Mental Maths
Test 2 Week 4



Term 1

Instructions

- Test 2 (end of week 4)
- Listen carefully to each question.
- I will read each question twice before you write your answer

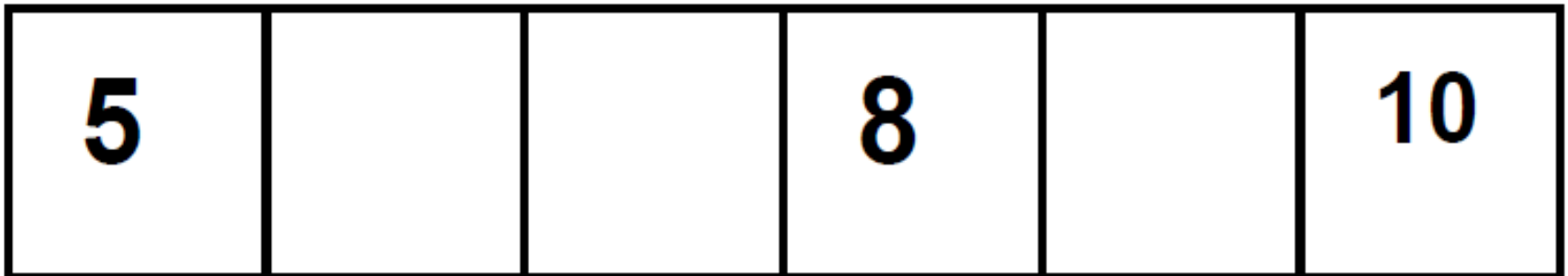
Question 1

How many bikes are there on your sheet?



Question 2

Look at this number track. Put the numbers 7 and 9 in the correct place on the track.




Question 3

If I had 6p and I spent 4p on some sweets. How much would I have left?



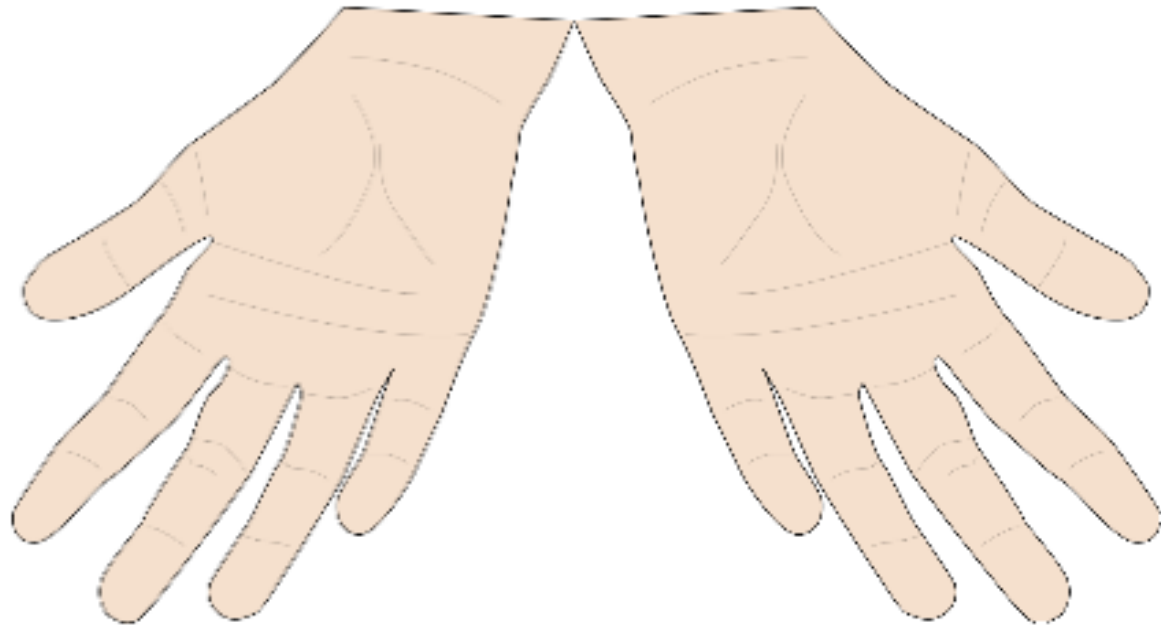
Question 4

There are 4 beads on my string. How many more will I need to make 8 beads altogether?



Question 5

How many fingers are there on 2 hands?



Question 6

A cat weighs 16 cubes. A dog weighs 18 cubes.

Which animal is heavier?

Put a tick next to the heavier animal.



16 cubes



18 cubes

Question 7

Sam had **4** apples and
his friend had **3**
apples. How many
apples altogether?

Question 8

7 take away 2

Question 9

What do I have to add
to 4 to make 7?

Question 10

Write a number greater
than 9




Answers

1. How many bikes are there on your sheet? **(9)**
2. Look at this number track. Put the numbers **7 and 9** in the correct place on the track.
3. If I had 6p and I spent 4p on some sweets. How much would I have left? **(2p)**
4. There are 4 beads on my string. How many more will I need to make 8 beads altogether? **(4)**
5. How many fingers are there on 2 hands? **(10)**
6. A cat weighs 16 cubes. A dog weighs 18 cubes. Which animal is heavier? Put a tick next to the heavier animal. **(dog)**
7. Sam had 4 apples and his friend had 3 apples. How many apples altogether? **(7)**
8. 7 take away 2 **(5)**
9. What do I have to add to 4 to make 7? **(3)**
10. Write a number greater than **9**

Year 1 Block 1 Test 2
Answer Sheet

Name:

Date:

1.	 <input type="text"/> bikes	6.	 16 cubes  18 cubes					
2.	<table border="1"><tr><td>5</td><td></td><td>8</td><td></td><td>10</td></tr></table>	5		8		10	7.	<input type="text"/> apples
5		8		10				
3.	<input type="text"/> p	8.	<input type="text"/>					
4.	<input type="text"/> beads	9.	<input type="text"/>					
5.	<input type="text"/> fingers	10.	<input type="text"/>					

Hand Out

References and additional resources.

The questions and ideas for this PowerPoint came from:
Wigan LEA Numeracy Centre
Year1 Mental Arithmetic Tests

Thank You

PowerPoint template published by www.ksosoft.com

All the planning for this unit can be found at:
<http://www.wiganschoolsonline.net/curriculum/maths/assess.shtm>

Contains public sector information licensed under the Open Government Licence v3.0.
(<http://www.nationalarchives.gov.uk/doc/open-government-licence/version/3/>)

All images used in this PowerPoint was found at the free Public Domain Clip Art site. (<https://openclipart.org/>)
<http://www.clker.com> or were included in the original document.

Where Can I Find More Resources Like This?

- You can now visit my teaching resource website at <http://www.DrFog.co.uk>
- You can [click here](#) to search for more of my teaching resources.
- [Click here](#) to visit my **YES shop!**