



Year 1
Mental Maths
Test 1 Week 2

Term 1

Instructions

- Test 1 (end of week 2)
- Listen carefully to each question.
- I will read each question twice before you write your answer

Question 1

1. What number comes after 6?




Question 2

2. Write the missing number in the box

• 5, 6, 7, 8,

Question 3

Count how many envelopes. Write your answer in the box.



Question 4

What number comes
before 9?

Question 5

What is the total of 4
and 2?

Question 6

Write the next two numbers on the number line.


8, 7, 6, 5, ,

Question 7

What is 4 take away 1?

Question 8

Put a ring around the
fourth dog.




Question 9

I have 4 cakes. I give 2 away. How many are left?



Question 10

Count how many claps



Answers

10 Second Response












1. What number comes after 6? **(7)**
2. Write the missing number in the box **(9)**
3. Count how many envelopes. Write your answer in the box. **(5)**
4. What number comes before 9? **(8)**
5. What is the total of 4 and 2? **(6)**
6. Write the next two numbers on the number line. **(4,3)**
7. What is 4 take away 1? **(3)**
8. Put a ring around the fourth dog.
9. I have 4 cakes. I give 2 away. How many are left? **(2)**
10. Count how many claps **(clap 9 times)**

Year 1 Block 1 Test 1
Answer Sheet

Hand Out

Name:

Date:

1.		6.	8 7 6 5 
2.	5 6 7 8 	7.	
3.	 	8.	
4.		9.	 cakes
5.	4 and 2 is 	10.	 claps

References and additional resources.

The questions and ideas for this PowerPoint came from:
Wigan LEA Numeracy Centre
Year1 Mental Arithmetic Tests

Thank You

PowerPoint template published by www.ksosoft.com

All the planning for this unit can be found at:
<http://www.wiganschoolsonline.net/curriculum/maths/assess.shtm>

Contains public sector information licensed under the Open Government Licence v3.0.
(<http://www.nationalarchives.gov.uk/doc/open-government-licence/version/3/>)

All images used in this PowerPoint was found at the free Public Domain Clip Art site. (<https://openclipart.org/>)
<http://www.clker.com> or were included in the original document.

Where Can I Find More Resources Like This?

- You can now visit my teaching resource website at <http://www.DrFog.co.uk>
- You can [click here](#) to search for more of my teaching resources.
- [Click here](#) to visit my **YES shop!**