

Dr Fog Presents

The Multiplication Symbols

Year 2 (National Numeracy Strategy)
(Based on DFEE Sample Lessons)



Resources

- 1 - 6 for each pair
- Linking cubes



Mental Learning Objective

- I can multiply two small numbers mentally,



Mental Learning Task

- Remember the lesson about the plate of biscuits?
- If I had 2 lots of 4 biscuits, how many do I have altogether?



Mental Learning Task

**If I had 3 plates
and wanted 3 biscuits
on each plate, how
many biscuits would
I need?**



Mental Learning Task

- Throw two 1-6 dice.
- Use the dice-numbers to make simple multiplication problems.
- Play this game for a few goes.



Mental Learning Task

- Remember every number partner.
- If 5 lots of 3 makes 15
- Then 3 lots of 5 make 15.



Mental Learning Objective

- I can multiply two small numbers mentally,



Main Learning Objective

- I can make sentences using 'X' and '='



Main Learning Task

- Today we are going to start the main session as a class.
- We will then work in pairs.



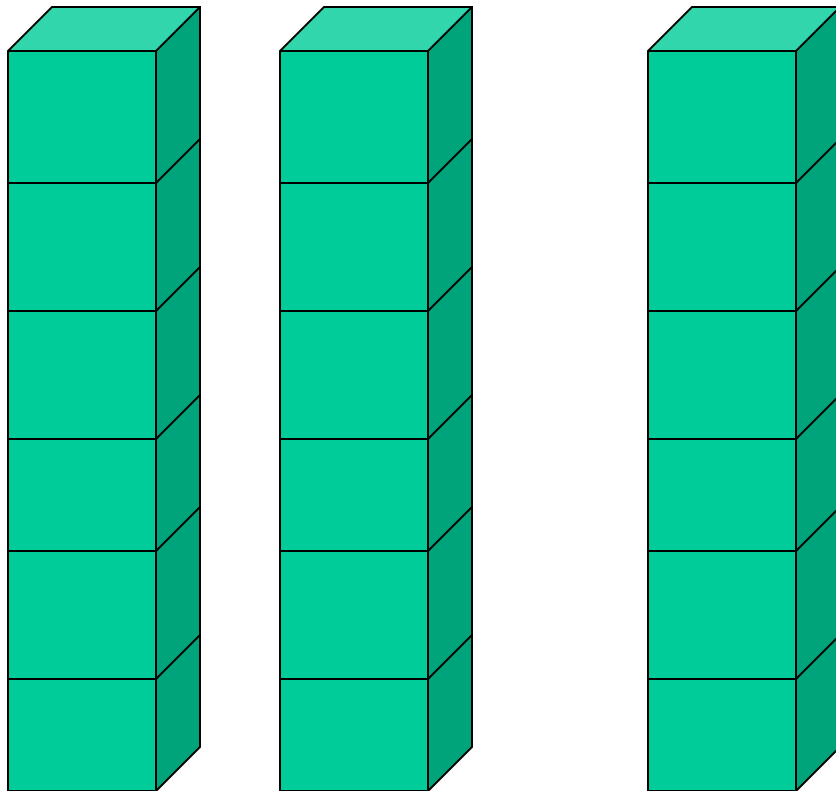
Main Learning Task

- I throw two dice.
- I get a 6 and a 3

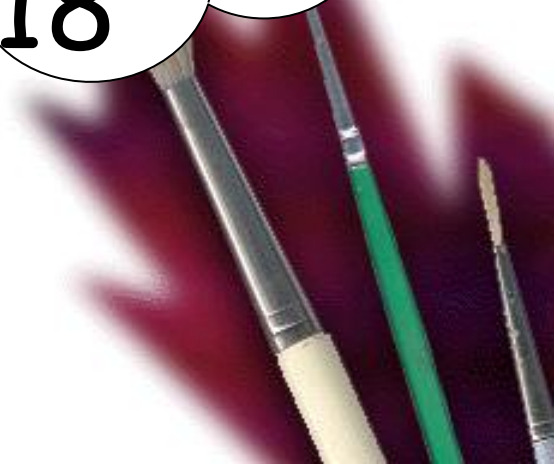


Main Learning Task

- I can make this many groups....

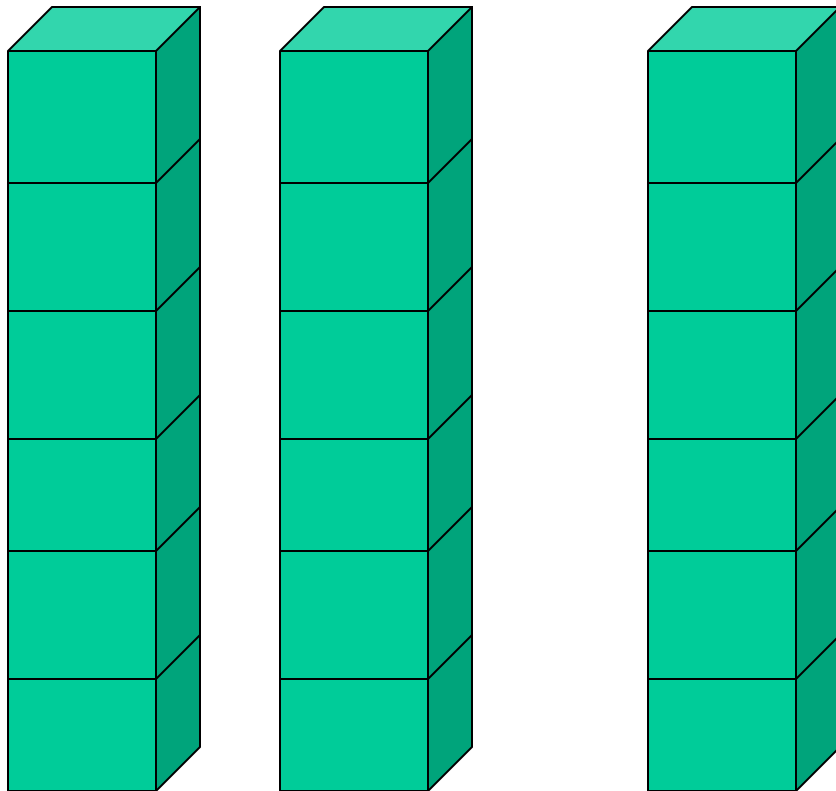


3 lots of
6 makes
18



Main Learning Task

- How else could we have written this?



3 lots of
6 makes

18

3×6

Main Learning Task

- The 'X' sign is a quick way to write 'times' or 'lots of'



Main Learning Task

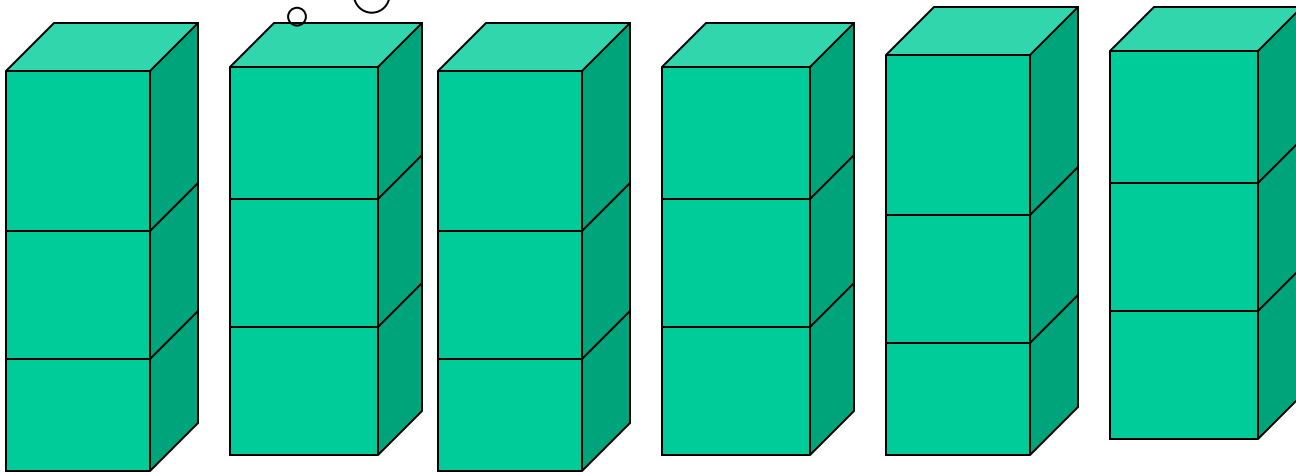
- What is the partner sum to 3×6 ?
- What does it total?



Main Learning Task

- The partner to 3×6 is 6×3

6 lots of 3




Main Learning Task

- Each pair needs a dice and some linking cubes.
- They throw the dice twice and record the numbers.
- Use cubes to make equal length sticks for each of these numbers.



Main Learning Task

- See if you can use a mental picture of sticks to write the number sentence.



Main Learning Task

- Challenge:-
- Children write down their number statements without using cubes.
- Explain how you worked it out.



Main Learning Objective

- I can make sentences using 'X' and '='



Plenary

- I am going to give you a number...
- I want you to count out that many cubes.
- How many ways can this be shared equally.



Plenary

- Share this number equally....

20

- Write the sum on the board....



Plenary

- Share this number equally....

16

- Write the sum on the board....



Plenary

- Share this number equally....

30

- Write the sum on the board....



Plenary

- Share this number equally....

24

- Write the sum on the board....



Where Can I Find More Resources Like This?

- You can now visit my teaching resource website at <http://www.DrFog.co.uk>
- You can [click here](#) to search for more of my teaching resources.
- [Click here](#) to visit my TES shop!

