

*Dr Fog Presents*

# **Addition and Subtraction**

Year 1 (National Numeracy Strategy)  
(Based on DFEE Sample Lessons)



# Resources

- Box with lid
- 20 cubes of 1 colour
- Playdough biscuits
- Paper plates
- Dried beans
- Jars
- Paper fish
- Circles of paper
- Scissors
- Record Sheet



# Mental Learning Objective

- I am going to learn about the operations of addition and subtraction and words about adding and taking away.



# Mental Learning Task

- This lesson is about splitting numbers into lots of different ways.
- Here is an empty box...



# Mental Learning Task

- Your teacher also has an empty box.
- She will now add some cubes.
- Count along with her....
- How many did she put in?



# Mental Learning Task

- She will add some more - count on silently.
- How many has she got in there now?
- She will add and remove more cubes. Check you get the right answer



# Mental Learning Objective

- I am going learn about the operations of addition and subtraction and words about adding and taking away.



# Main Learning Objective

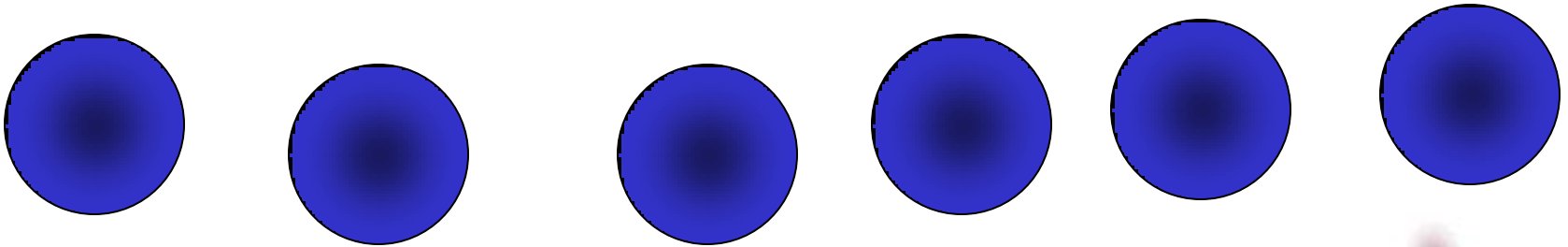
- I can understand the relationship between addition and subtraction.
- I can learn my number bonds.



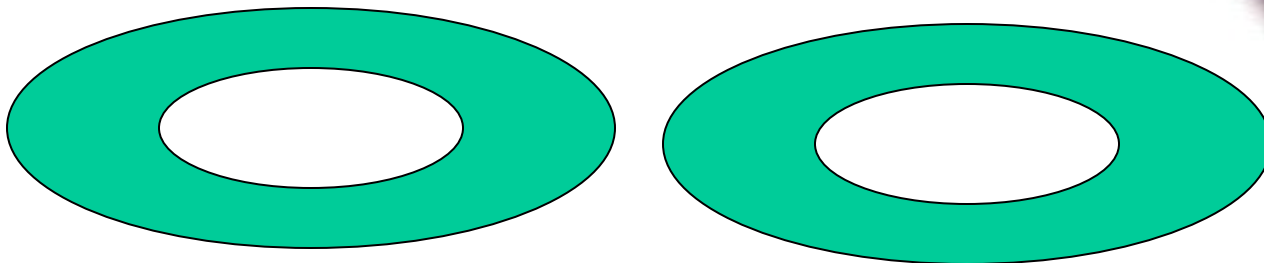


# Main Learning Task

- Here are six dots.



- How many would I have on two plates if I shared them equally?



# Main Learning Task

- The answer is 3 dots on each plate.
- How else could I split the 6 dots between each plate?



# Main Learning Task

- Can you write the number sentence for these questions?

Read out your sum.



# Main Learning Task

- Your teacher will now show you another set of plates and six playdough biscuits.
- Can you rearrange the biscuits.
- What is the sum now?



# Main Learning Task

- We are now going to split into 3 different groups.
- Every 10 minutes we will each move to a new activity.



# Main Learning Task

- Activity 1:- Biscuits on plates
- Arrange six biscuits on two plates.
- How many ways can you arrange them.
- Write down each picture and sum.



# Main Learning Task

- Activity 2 : Beans in a jar
- Arrange eight beans in two jars.
- Write or draw each sum.
- How many ways can you do it?



# Main Learning Task

- Activity 3:- Fish in ponds
- Arrange seven paper fish on two circles of paper.
- Write down each way you can do this.





# Main Learning Task

- Challenges:-
- Cut out your recordings and arrange them in order to check you have all the right answers.
- Work with numbers over 10.



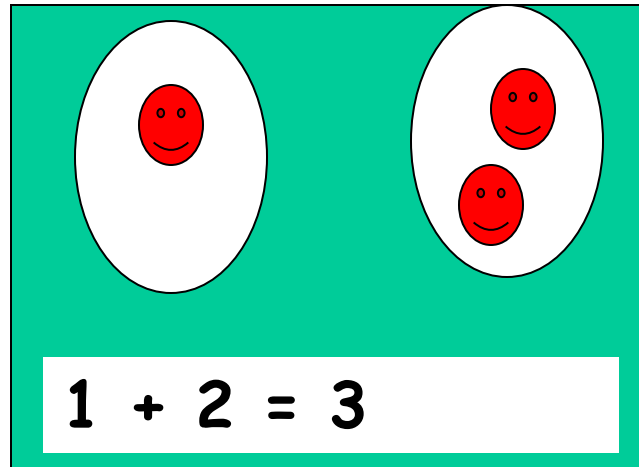
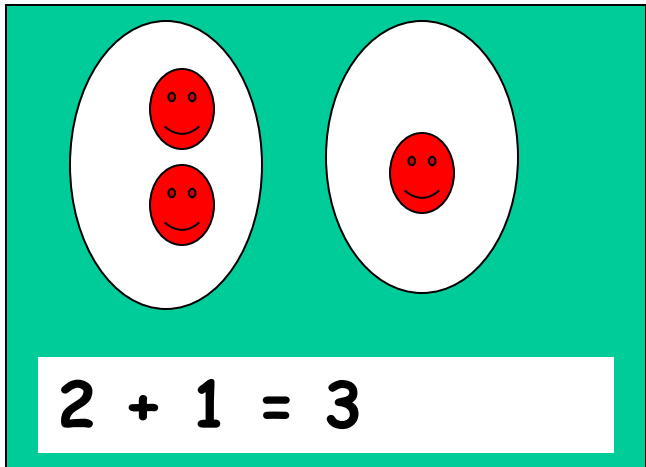
# Main Learning Objective

- I can understand the relationship between addition and subtraction.
- I can learn my number bonds.



# Plenary

- What do you notice about these two arrangements.



Can you find more sums like this?



# Plenary

- What other words can we use to describe or take about adding?



# Where Can I Find More Resources Like This?

- You can now visit my teaching resource website at <http://www.DrFog.co.uk>
- You can [click here](#) to search for more of my teaching resources.
- [Click here](#) to visit my TES shop!

