



# Counting and Properties of Numbers

**Year 2 Autumn Term Week 1**

**Lesson 1**

# Today we will be learning to:

- know the names of numbers
- recite numbers in order
- count a set of objects
- check a count by counting in tens.

# Mental Activity

Count out loud.

Count on from 15.

Count out loud.

Count on from 24.

Count out loud.

Count back from 32.

Count out loud.

Count back from 22.


Which number comes before 17?

Which number comes before 31?







Name the numbers which come between  
22 and 25.



Name the numbers which come between  
13 and 21.



Name the numbers which come between  
25 and 16.



# Main Activity

Today we are going to work on counting.

Your teacher will clap a rhythm.

Record the claps as groups of  
two tally marks.

Excuse  
me, but  
what is a  
tally?



It is a way of  
counting using  
lines.



Count the number of claps.  
Mark them in groups of two tally marks.  
Did they look like this?



Listen while your teacher claps out  
other groups of claps.

Record them each as tally marks.

What was the same?

The number of claps.





What was different?

The way they were arranged.

Who would like to volunteer  
for another small task?



Could the volunteers stand  
somewhere else in the room?

How many children are now  
standing?

Did we need to count them  
again?


## Top Tip

The quantity remains the same even when you change the arrangement.

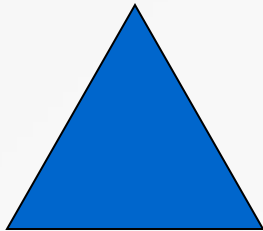
# Group Work



Count up the objects in different groups – which was the best way?



Count up the number of objects in one handful.



Check your partner's answers by grouping them in tens.