

Place Value and Ordering

Year 2 Spring Term Week 2

Lesson 5

Today we will be learning to:

- read and write numbers up to and over 100
- know what each digit means
- use words for comparing and ordering numbers
- order numbers up to and over 100.

Mental Activity

Sit with people you do not normally work with.

Choose a number with up to three digits and write it down on a piece of paper.

Hold it up if it answers my questions.

Hold up your number if it is:

- the largest on your table
- the smallest on your table
- less than 100
- more than 100
- between 20 and 40.






Order the numbers on your table.








Main Activity

Today we are going to compare
and order numbers.

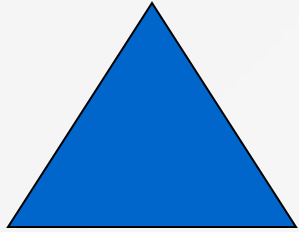
Give your teacher five numbers between
0 and 100.



Order them from the smallest to
the largest.




Group Work



Order numbers.



Order numbers.



Order numbers.