

Place Value, Estimating and Rounding

Year 2 Summer Term Week 2

Lesson 5

Today we will be learning to:

- understand and use the words for comparing and ordering numbers
- round a number to the nearest multiple of 10
- round numbers
- use a ruler to draw and measure lines.

Mental Activity

‘What’s my number?’



‘What’s my number?’

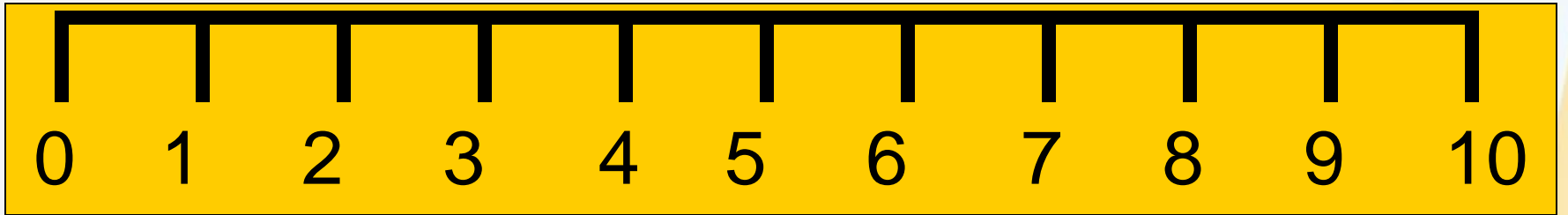
I am thinking of a number.

Ask me questions to find out what the number is.

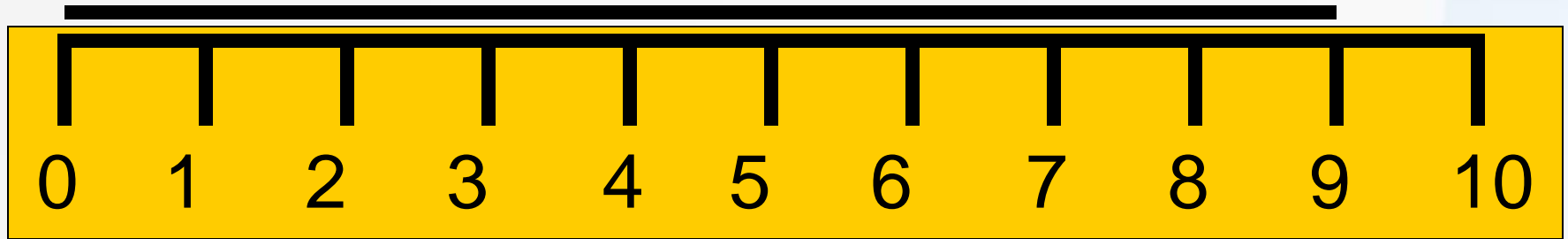
Try with other numbers.

Main Activity

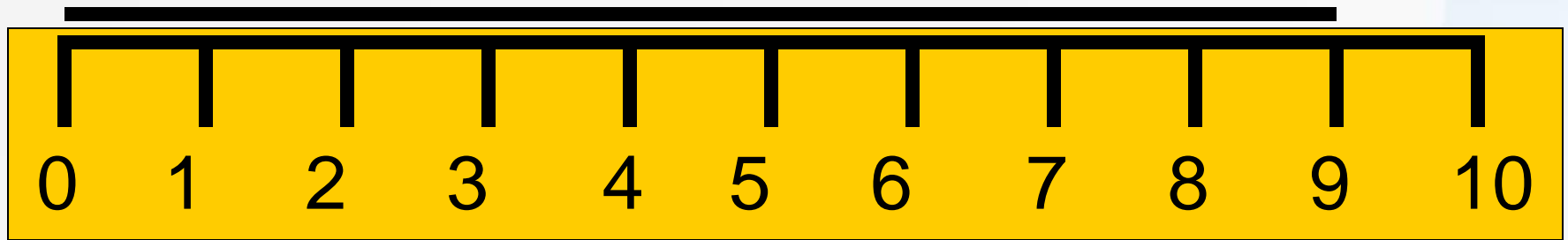
Today we are going to measure straight lines to the nearest centimetre.



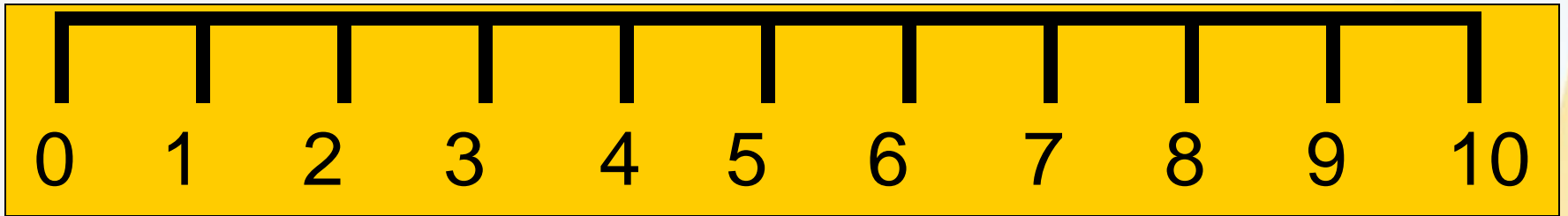
Here is a line and a ruler.



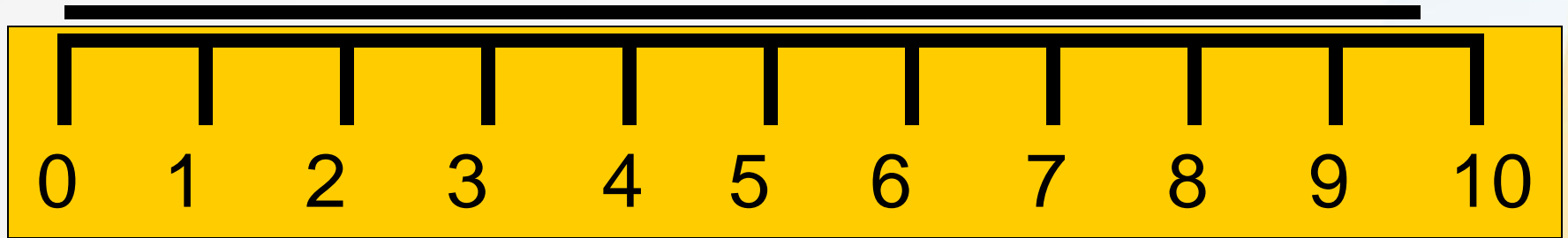
Set the end of the ruler marked 0 to the left-hand end of the line.



Read the number at the other end.
What is the measurement?



What happens for lines not exactly up to the cm mark?



Which measurement is the end of the line closest to?

This is called rounding.

Group Work

Sit with someone not from your normal maths group.

Draw a straight line using a ruler. Your partner must estimate its length to the nearest centimetre.

Check their answer. If it is correct, they should score 1 point.