

# length

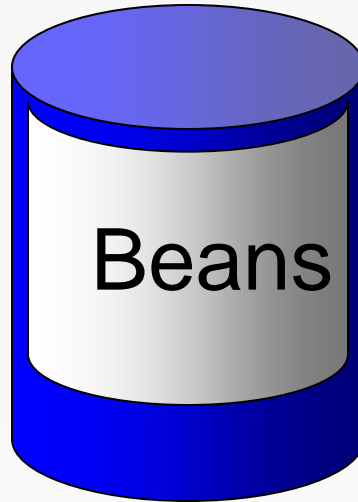
**Year 2 Autumn Term Week 5**

**Lesson 5**

# Today we will be learning to:

- solve length problems
- understand and use words about length.

# Mental Activity



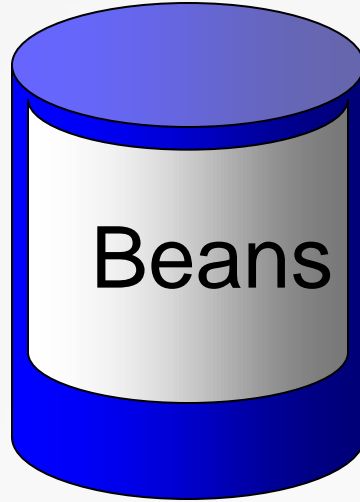
20p

15p

11p

7p

How much does the coke and  
beans cost?



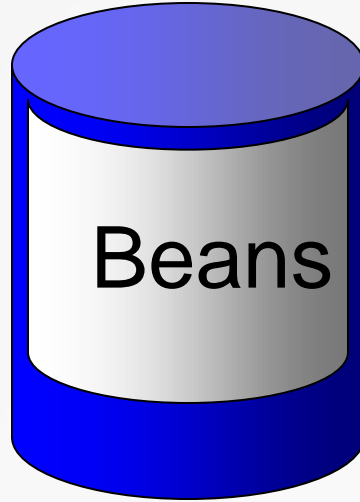
20p

15p

11p

7p

How much does the peas and sweets cost?



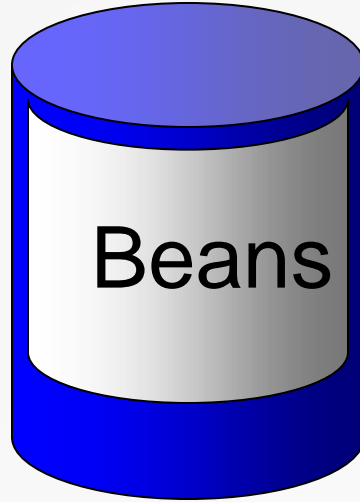
20p

15p

11p

7p

How much does the beans  
and sweets cost?



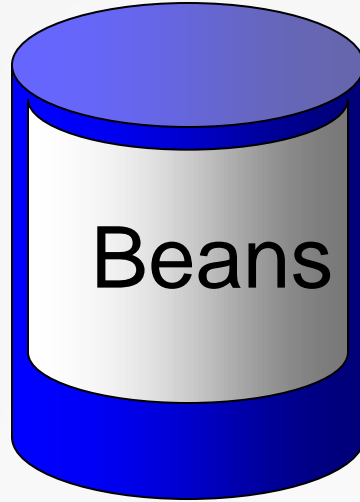
20p

15p

11p

7p

How much does the coke and  
peas cost?



20p

15p

11p

7p

How much does the peas and beans cost?

# Main Activity

Today we are going to brainstorm words associated with measuring length.



# What words can we use for measuring length?

Words used to describe length

Length words

long

wide

short

narrow

tall

deep

high

shallow

low

thick

near

thin

close

What words can we use for measuring length?

How many words did you find?

# Opposites

Use the words thick and thin in one sentence.

Cardboard is thick, but tissue paper is thin.

What other sentences could we make?

Make sentences with these opposite words:

- long and short
- high and low
- wide and narrow
- deep and shallow.

# Measuring problems

How does a builder know how high to make a door?

How do people decide how wide to make a road?

How do people know how deep to make a swimming pool?

# Group Work

Work with the same partner as in the last lesson from a different maths group.

Complete the 'Teddy problems' your teacher will give you.

Make up more problems for teddy.