

# Place Value and Ordering

**Year 2 Spring Term Week 2**

**Lesson 4**

# Today we will be learning to:

- read and write numbers up to and over 100
- know what each digit means
- use words for comparing and ordering numbers
- order numbers up to and over 100.

# Mental Activity

Ten children will be given a number card  
between 0 and 100.

What is the number on the card?



Place the card on the number line.

# Main Activity

Today we are going to make some numbers and then order them.







2 4 7

What two-digit numbers could we make from combining any two of the displayed numbers?

Do not add the numbers.


2 4 7

Put the two-digit numbers into these  
circles.




2 4 7

Order the numbers starting with the smallest.






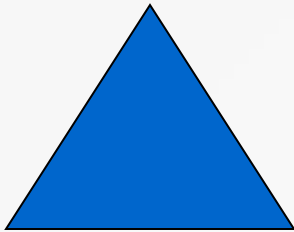
# Group Work



Make two-digit numbers by combining 3, 5 and 9.



Make two-digit numbers by combining 3, 5 and 9. Put the numbers in order.



Try making and ordering two-digit numbers and three-digit numbers.