

Money

Year 2 Spring Term Week 4

Lesson 4

Today we will be learning to:



- check calculations
- say what each coin is
- solve money problems.

Mental Activity

| | | |
|---|--------------|-----|
|  | Tea | 12p |
|  | Fizzy pop | 13p |
|  | Orange juice | 14p |
|  | Milkshake | 15p |
|  | Fruit | 25p |
|  | Crisps | 31p |
|  | Ice cream | 34p |
|  | Sandwich | 42p |






Find two items that would cost more than 30p in total.

| | | |
|---|--------------|-----|
|  | Tea | 12p |
|  | Fizzy pop | 13p |
|  | Orange juice | 14p |
|  | Milkshake | 15p |
|  | Fruit | 25p |
|  | Crisps | 31p |
|  | Ice cream | 34p |
|  | Sandwich | 42p |



Find two items that would cost less than 42p in total.

| | | |
|---|--------------|-----|
|  | Tea | 12p |
|  | Fizzy pop | 13p |
|  | Orange juice | 14p |
|  | Milkshake | 15p |
|  | Fruit | 25p |
|  | Crisps | 31p |
|  | Ice cream | 34p |
|  | Sandwich | 42p |



Find two items that would cost between 20p and 30p in total.

Main Activity

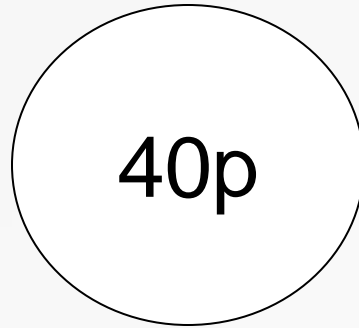
Today we are going to be finding
different ways
of making an amount of money.

What coins are silver in colour?

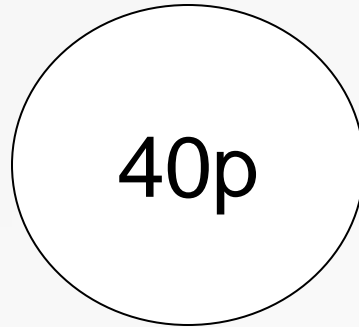


These coins are called 'silver coins'.

What silver coins would you need to make
40p?



Make a 'spider chart'.



Group Work

Get into pairs with someone from a different maths group.

Find different ways to make 50p.

Use only silver coins.

Record as a 'spider chart'.