

Money and

'Real-Life'

Problems

Year 2 Autumn Term Week 11

Lesson 4

Today we will be learning to:

- add up money and give correct change
- decide if to add or subtract
- say how we worked it out
- check our results are correct.

Mental Activity

I spent some money and I got 10p change.

change	starting amount	I spent
10p	70p	60p


How can you work out the answers?

Main Activity

Today we are going to make up some money problems.


Think about how we can work out the answers.

Task




Can you solve this money problem?

Task



I went out one day to the park.


Task



I had five 10p pieces in my pocket.


How much do I have?

Task



When I got to the park I found a hole in my pocket ... I had lost 10p.


Task



How much do I have now?


How did you work it out?

Task




I met a friend. We bought an ice-cream for 11p. How much do I have now?

Task



Then I was thirsty so I bought a drink for 5p. How much do I now have?


Task



We went on the slide and I found 20p.

How much do I now have?


Task




I bought a kite to play with for 15p.

How much do I now have?

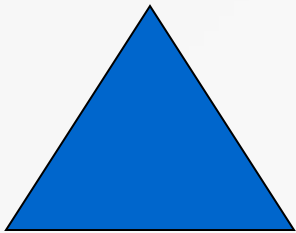
Group Work



Make up your own money story.



Make up your own money story.



Make up your own money story.