

# **Mental Calculation Strategies and Money Problems**

**Year 2 Summer Term Week 9**

**Lesson 4**

# Today we will be learning to:

- add and subtract mentally
- choose and use the appropriate number operation
- know the value of coins
- solve money word problems.

# Mental Activity

‘Round the table’.



Sit in groups with people you do not normally work with.

Make sure your group has:

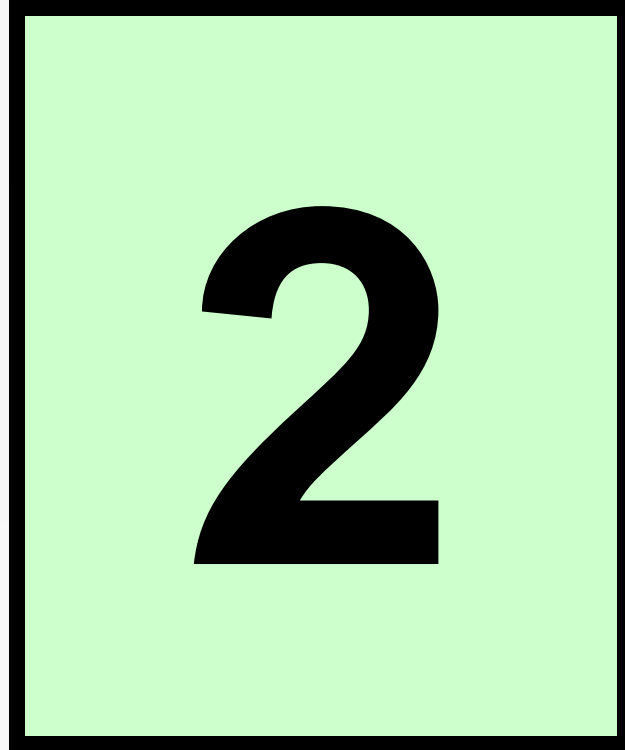
- a pen
- a big piece of paper.

The child holding the pen is the 'leader'.

Leader:

- choose a multiple of 10
- write it on the piece of paper
  - circle the number.

Multiply this number by 10.  
Add the answer to your circled number.



Write your final answer next to  
your circled number.

Check your answer.


Give the pen to the person on  
your right.

## New leader:

- choose a different multiple of ten
  - write it on the paper
  - put a circle around it.



Multiply this number by 10.  
Add the answer to your circled number.



Write your final answer next to  
your circled number.


Check your answer.

Give the pen to the person on  
your right.

## New leader:

- choose a different multiple of ten
  - write it on the paper
  - put a circle around it.

Multiply this number by 10.  
Add the answer to your circled number.



Write your final answer next to  
your circled number.


Check your answer.

Give the pen to the person on  
your right.

## New leader:

- choose a different multiple of ten
  - write it on the paper
  - put a circle around it.

Multiply this number by 10.  
Add the answer to your circled number.



Write your final answer next to  
your circled number.

Check your answer.

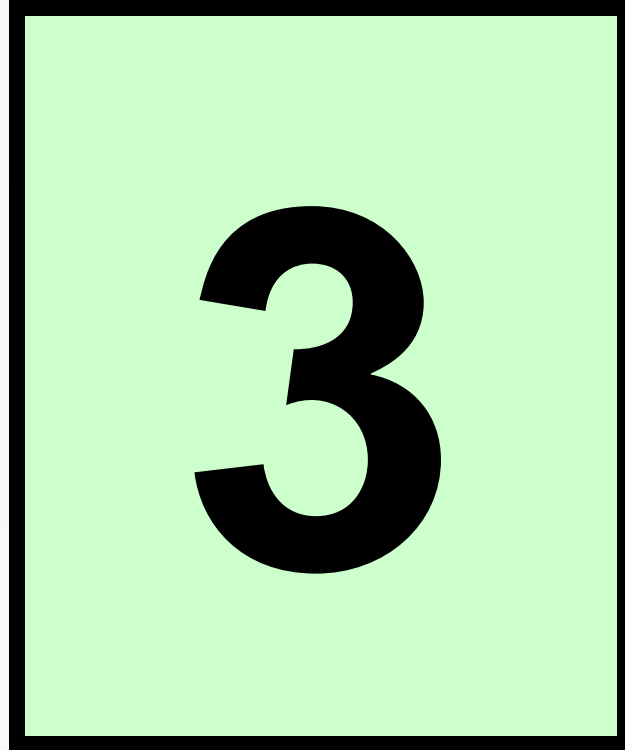
Give the pen to the person on  
your right.



## New leader:

- choose a different multiple of ten
  - write it on the paper
  - put a circle around it.

Multiply this number by 10.  
Add the answer to your circled number.



Write your final answer next to  
your circled number.

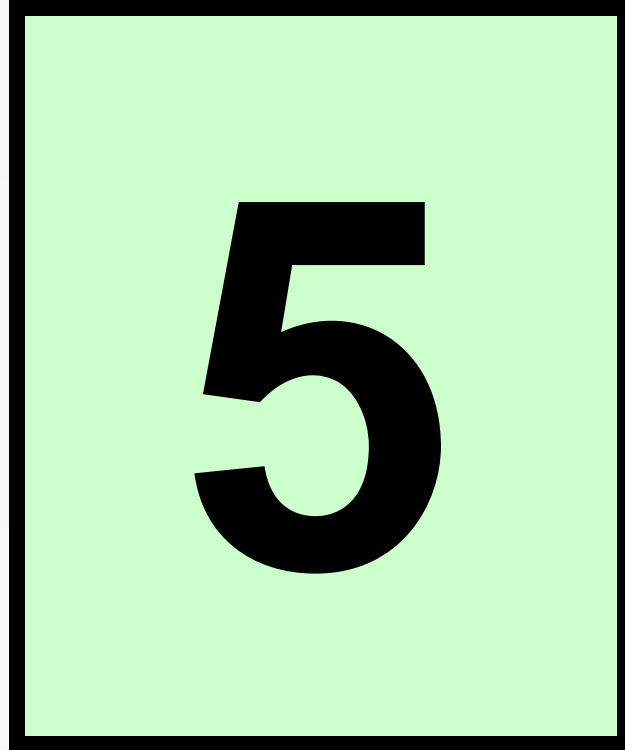
Check your answer.

Give the pen to the person on  
your right.

## New leader:

- choose a different multiple of ten
  - write it on the paper
  - put a circle around it.

Multiply this number by 10.  
Add the answer to your circled number.



Write your final answer next to  
your circled number.

# Main Activity

Today we are going to solve word problems involving money.

Jack had 20p.  
His sister Clare had 8p more.  
How much did Clare have?

What strategies can you use?

The number sentence for this problem is:

Fred went shopping with 50p.  
He had only two 10p coins when he got back.  
How much had he spent?

What strategies can you use?

The number sentence for this problem is:



Kayleigh had £1 in coins.  
She shared it equally amongst ten friends.  
How much did they each get?

What strategies can you use?

The number sentence for this problem is:

Sam and his three friends bought a plant.


They each put 5p towards the cost.

How much did the plant cost?


What strategies can you use?

The number sentence for this problem is:

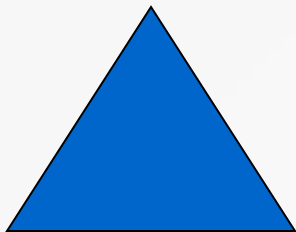
# Group Work



Solve money word problems.



Solve money word problems.



Write your own money number story. Work out the answer and write the number sentence to go with it.