

**Length, Making
Decisions and
checking Results**

Year 2 Autumn Term Week 12

Lesson 4

Today we will be learning to:

- solve a problem involving length
- measure using centimetres
- find the half of measurements.

Mental Activity

Sit in a circle.

You will now be given a number card
between 0 and 100.

Your teacher will call out some rules.

If your card agrees with the rule, place it
into the centre.

Main Activity

Today we are going to look at the cards we made.

We will decide if they are as good a fit as the manufactured one.

We will practise our measuring skills.

What did we find out in the
previous lesson?



If we wanted someone to be able to make
a card the same size as our own;

how could we enable them to do this?

Measure and record.

Which measurements do we
have to record?

length and width

What are units of measuring
length?

metres and centimetres

Which units will we be using?


centimetres

How to measure accurately.


Put the '0' on the ruler next to the line.

Where does the line stop on the ruler?

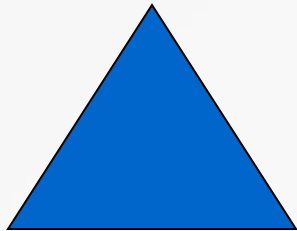
Group Work



Evaluate your card.



Evaluate your card.



Evaluate your card.