


Describing Money

Year 2 Autumn Term Week 9

Lesson 4

Today we will be learning to:

- use words to compare and order numbers
 - recognise coins
 - total money
 - understand different monies can be the same.
- 

Mental Activity

77	134	26	91
57	42	39	16
112	65	83	71

Bingo

- Copy down these numbers.
- Cross out two of the numbers.

77	134	26	91
57	42	39	16
112	65	83	71

Bingo

Your teacher will read out
subtraction questions.

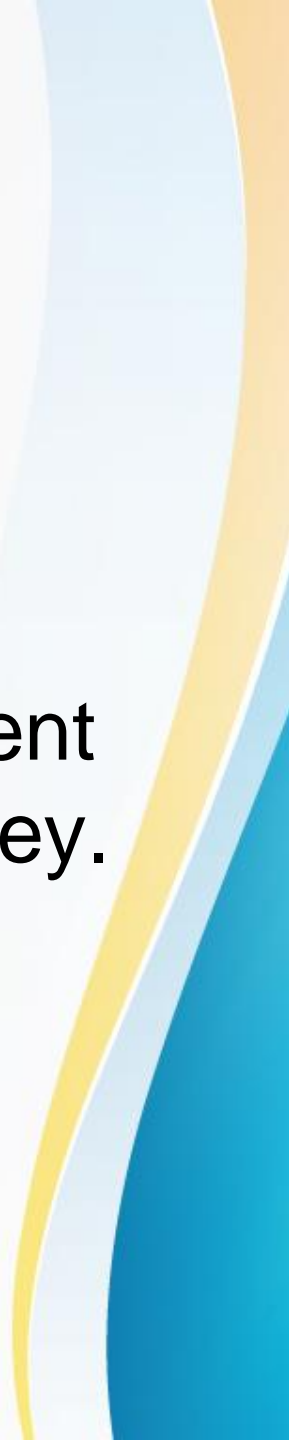
77	134	26	91
57	42	39	16
112	65	83	71

Bingo

Cross off the right answers.

Main Activity

Today we are going to work on subtraction.



Today you are going to think of different ways to describe an amount of money.

16p

1p more than 15p

What other ways could you describe 16p?


20p

What ways could you describe 20p?

11p

What ways could you describe 11p?

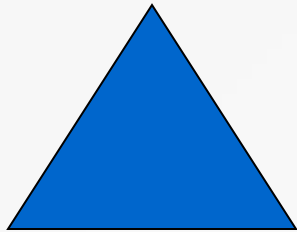
Group Work



Describe amounts up to 20p using mathematical words.



Describe amounts between 20p and 50p using mathematical words.



Describe amounts of money between 20p and 50p using mathematical words.