


Place Value,
Ordering and
Estimating

Year 2 Autumn Term Week 2

Lesson 3

Today we will be learning:

- how to recognise numbers
 - where numbers are on a number line
 - to understand the words used with estimation
 - how to round more accurately.
- 

Excuse me
owl, but
what is
rounding?



Rounding is when
you change a
number to its
nearest ten.

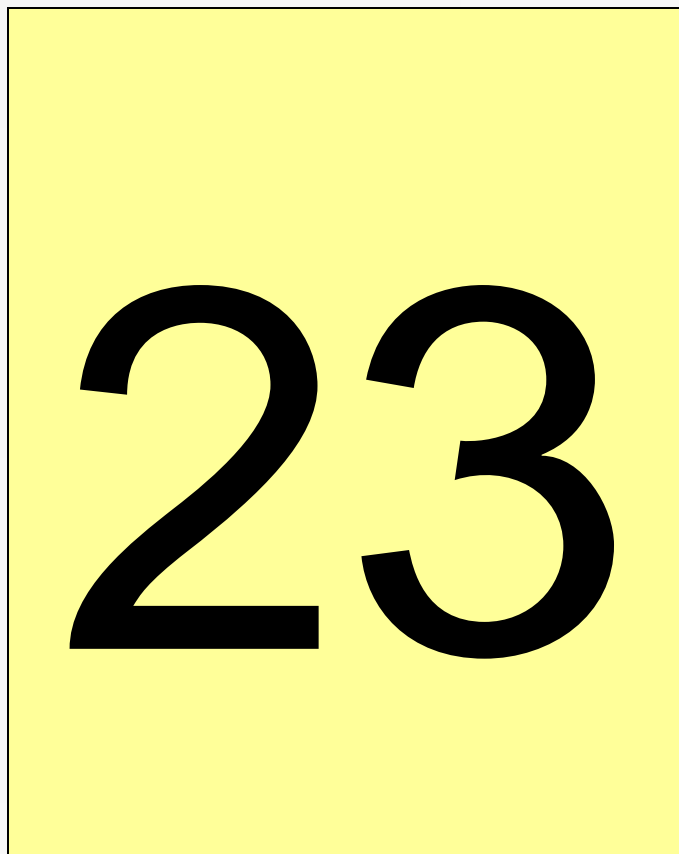


Mental Activity

Sit in a circle.

Make sure you are holding a two-digit number card.

Remember how the number shows how many tens and ones there are.



- How many tens does this number have?
- How many ones does this number have?

Remember how the number shows how many tens and ones there are.



- How many tens does this number have?
- How many ones does this number have?

Put your cards on the floor if they match
the rules I am going to give you.

Who is the first to put their card down?

If your card has three tens.

Put your cards on the floor if they match
the rules I am going to give you.

Who is the first to put their card down?

If your card has four ones.

Put your cards on the floor if they match
the rules I am going to give you.

Who is the first to put their card down?

If your card has seven tens.

Put your cards on the floor if they match
the rules I am going to give you.

Who is the first to put their card down?

If your card has no ones.

Put your cards on the floor if they match
the rules I am going to give you.

Who is the first to put their card down?

If your card has the same number of tens
and ones.

Now you are getting good at this – the winner of the last game will make a rule.

Keep playing until your teacher says stop.

Main Activity


Today we are going to do some more work on two-digit numbers.

How many pennies in 10p?

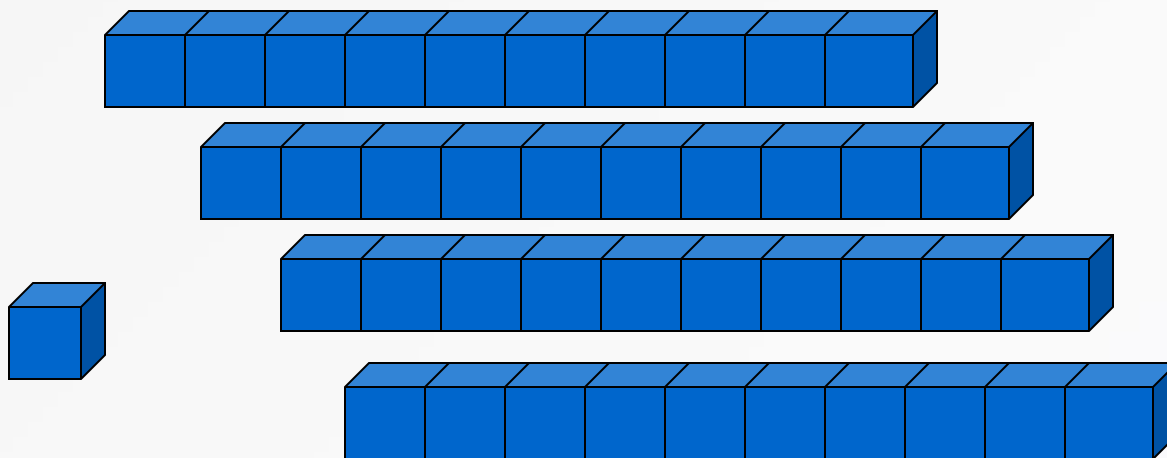
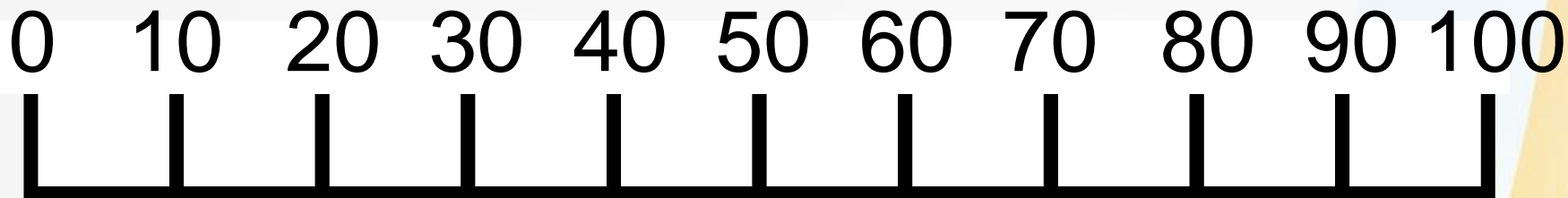
How many ones in a base ten rod?

Show 13p in base ten apparatus.

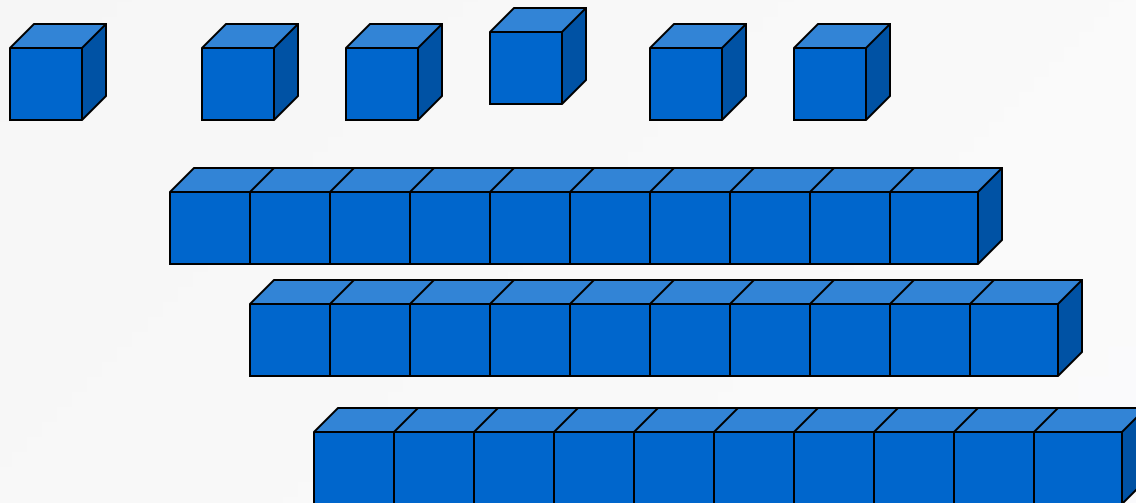
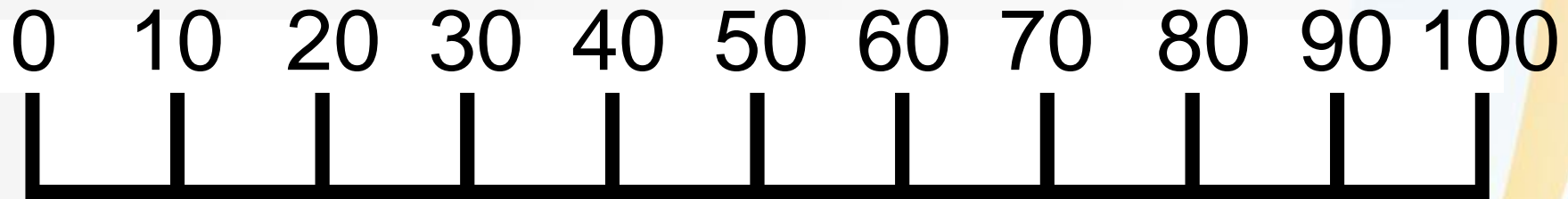
Show me in coins how much this would be?



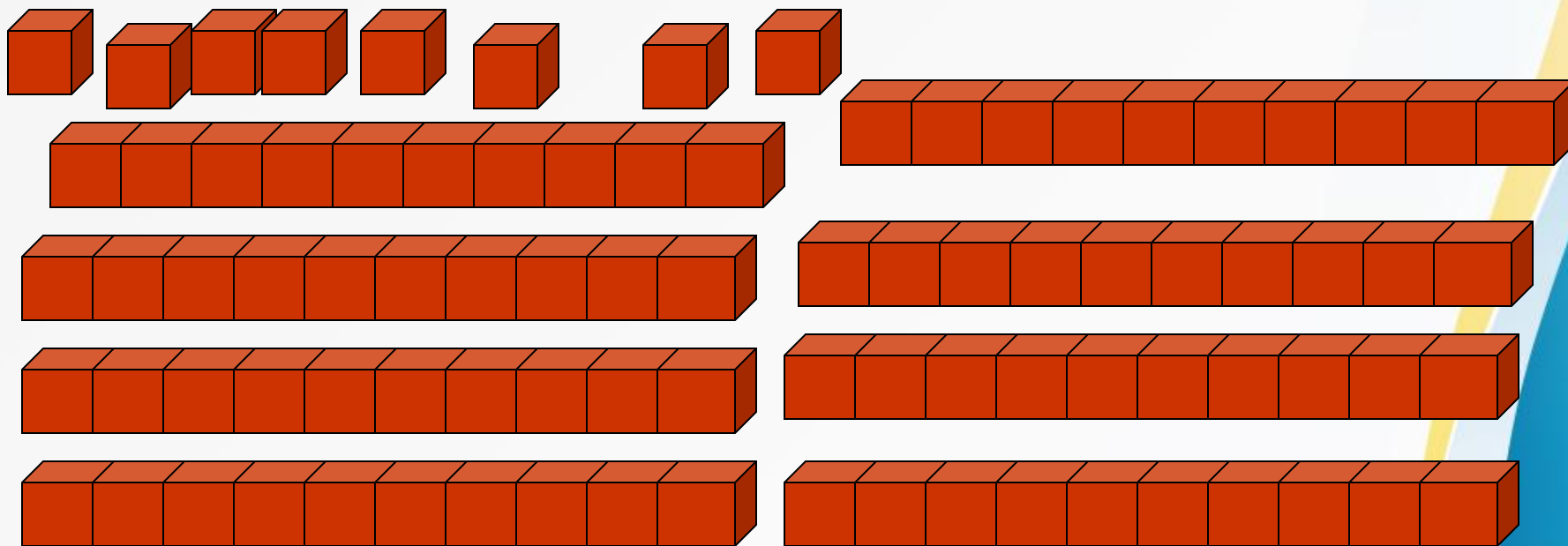
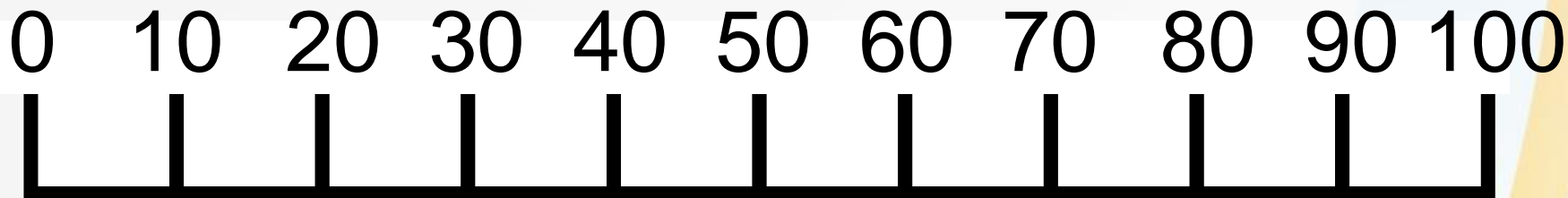
Where should this amount be placed on the number line?






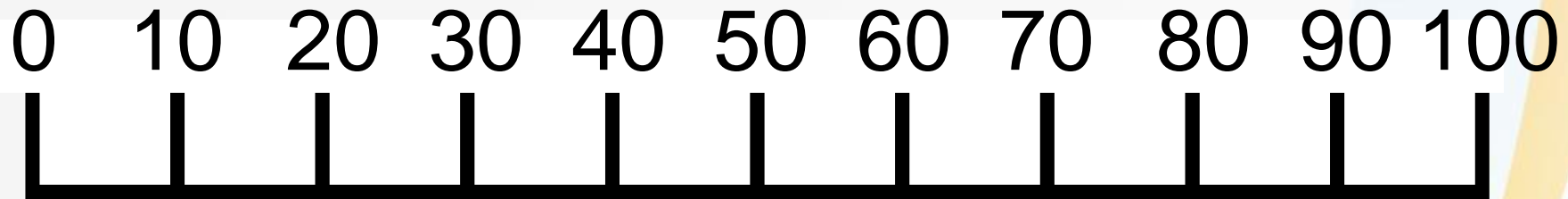
Where should this amount be placed on the number line?



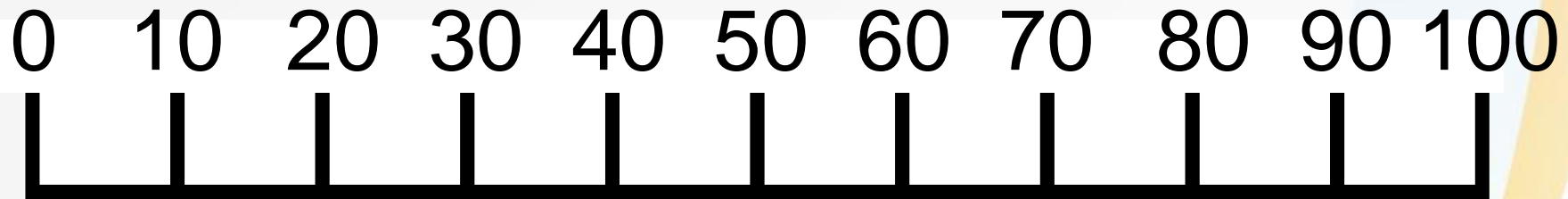
Where should this amount be placed on the number line?



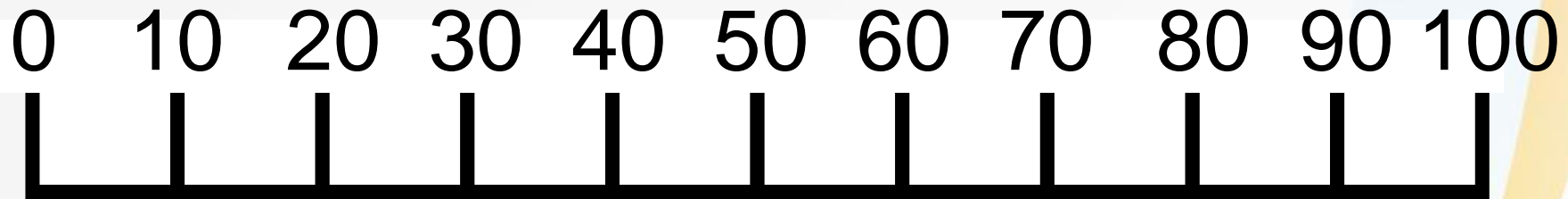
Where should this amount be placed on the number line?



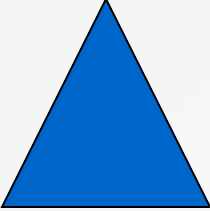


Where should this amount be placed on the number line?



Where should this amount be placed on the number line?



Group Work

	<p>Position pictorial representations of numbers on a number line.</p>
	<p>Position pictorial representations of numbers on a number line.</p>
	<p>Position pictorial representations of numbers on a number line.</p>