

# Number Sequences

**Year 2 Spring Term Week 1**

**Lesson 3**

# Today we will be learning to:

- count on or back in steps
- describe number patterns
- continue number patterns
- make predictions.

# Mental Activity

Sit in a circle.

Collect a card between 0 and 30.

Stand up if you have number cards 1, 4, 7  
and 10.

What is the next number?

Stand up if you have the number.

# Main Activity

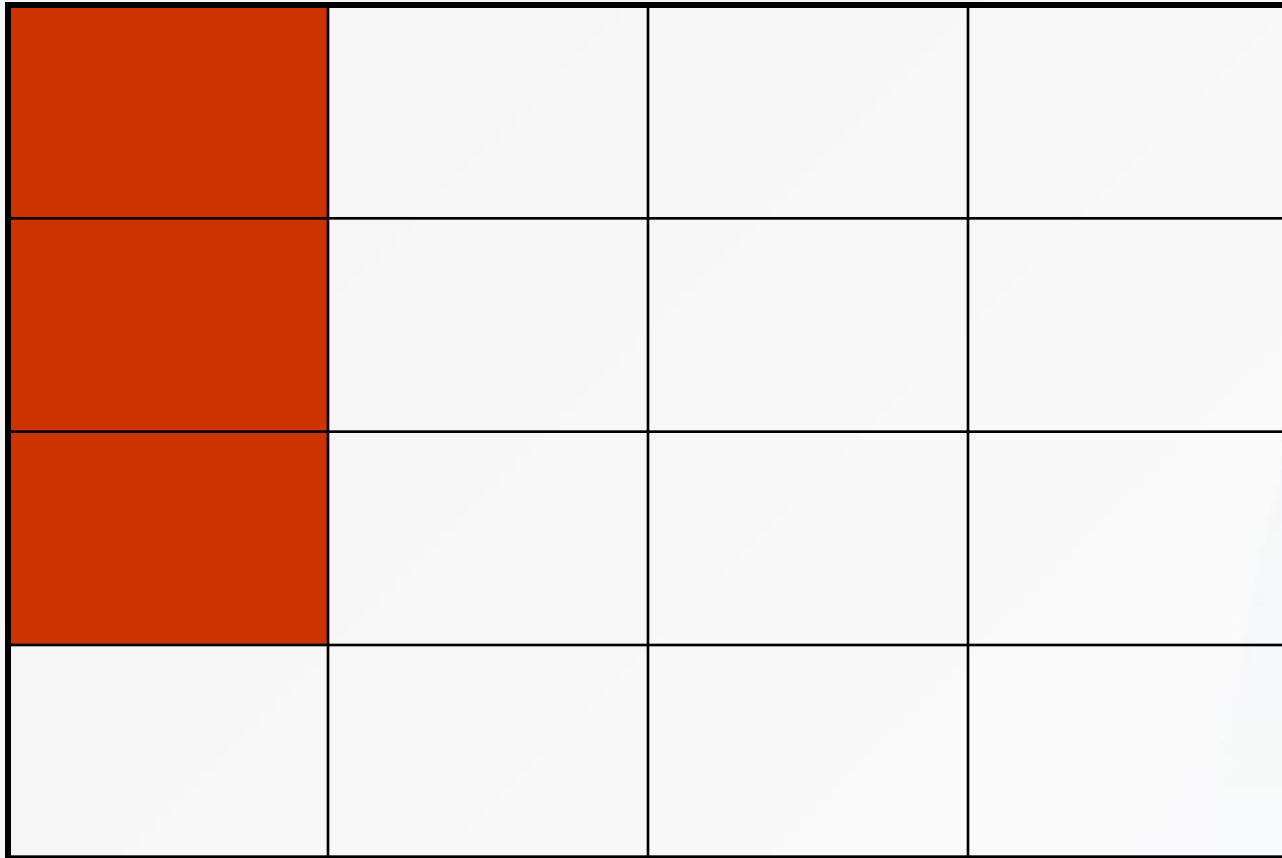
Today we are going to look at some number patterns and work out the rule.




Look at this grid.  
What is the pattern?

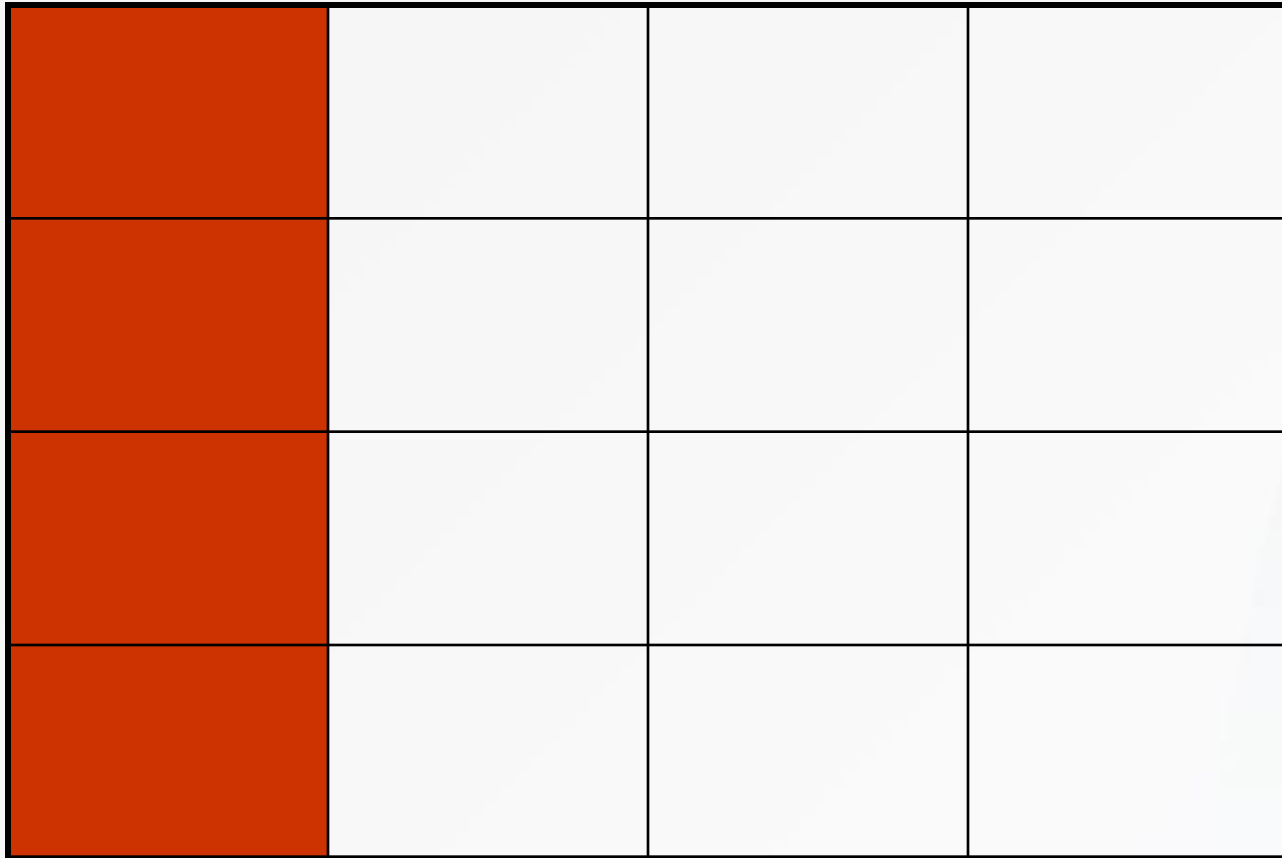

Look at this grid.  
What is the pattern?


Look at this grid.  
What is the pattern?




Look at this grid.  
What is the pattern?






Look at this grid.  
What is the pattern?

45			

Which other numbers would  
be shaded?


34			

Which other numbers would  
be shaded?


10			

Which other numbers would  
be shaded?

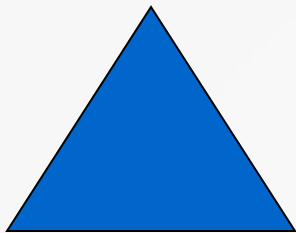
# Group Work



Work out the rule for shaded grid patterns. Write the number sequences.



Work out the rule for shaded grid patterns. Write the number sequences.



Work out the rule for shaded grid patterns. Make up a pattern for a friend using a two-step rule.