


Addition and Subtraction

Year 2 Spring Term Week 9

Lesson 3

Today we will be learning to:

- add and subtract multiples of 10
 - use understanding of place value
 - add a two-digit number to a multiple of 10
 - understand that addition can be carried out in any order.
- 

Mental Activity

Today you will practise your number bonds to 20.

I will think of a number.

I will tell you how much I need to add to it to make 20.

What is my number?


Main Activity

Today we are going to be working on
addition and subtraction


involving two-digit numbers

and multiples of 10.

Think of four two-digit numbers that are not multiples of 10.

Four empty rectangular boxes with black outlines, arranged horizontally, intended for writing four two-digit numbers that are not multiples of 10.

Think of four numbers which are multiples of 10 and less than 100.

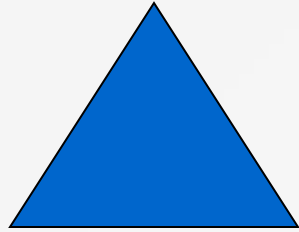
Four empty rectangular boxes with black outlines, arranged horizontally, intended for writing four numbers that are multiples of 10 and less than 100.

Make a number sentence using one number from each set.


Top Tip

Addition can be done in any order.


Group Work



Add and subtract multiples of 10 to and from a two-digit number.



Add and subtract multiples of 10 to and from a two-digit number.



Add and subtract multiples of 10 to and from a two-digit number.