




*Using a Venn
Diagram to
Sort Names*

Year 2 Autumn Term Week 13

Lesson 2

Today we will be learning
to record and discuss using a
Venn diagram.



Mental Activity

1	2	3	4	5	6	7	8	9	10	11	12	13	14	15	16	17	18	19	20
---	---	---	---	---	---	---	---	---	----	----	----	----	----	----	----	----	----	----	----

Find the answers to these number sentences

$$3 + 13 = ?$$

1	2	3	4	5	6	7	8	9	10	11	12	13	14	15	16	17	18	19	20
---	---	---	---	---	---	---	---	---	----	----	----	----	----	----	----	----	----	----	----

Find the answers to these number sentences

$$19 - 7 = ?$$

1	2	3	4	5	6	7	8	9	10	11	12	13	14	15	16	17	18	19	20
---	---	---	---	---	---	---	---	---	----	----	----	----	----	----	----	----	----	----	----

Find the answers to these number sentences

$$3 + 17 = ?$$

1	2	3	4	5	6	7	8	9	10	11	12	13	14	15	16	17	18	19	20
---	---	---	---	---	---	---	---	---	----	----	----	----	----	----	----	----	----	----	----

Find the answers to these number sentences

$$11 - 6 = ?$$

1	2	3	4	5	6	7	8	9	10	11	12	13	14	15	16	17	18	19	20
---	---	---	---	---	---	---	---	---	----	----	----	----	----	----	----	----	----	----	----

Find the answers to these number sentences

$$4 + 15 = ?$$

1	2	3	4	5	6	7	8	9	10	11	12	13	14	15	16	17	18	19	20
---	---	---	---	---	---	---	---	---	----	----	----	----	----	----	----	----	----	----	----

Find the answers to these number sentences

$$11 - 8 = ?$$

1	2	3	4	5	6	7	8	9	10	11	12	13	14	15	16	17	18	19	20
---	---	---	---	---	---	---	---	---	----	----	----	----	----	----	----	----	----	----	----

Find the answers to these number sentences

$$19 - 16 = ?$$

Main Activity

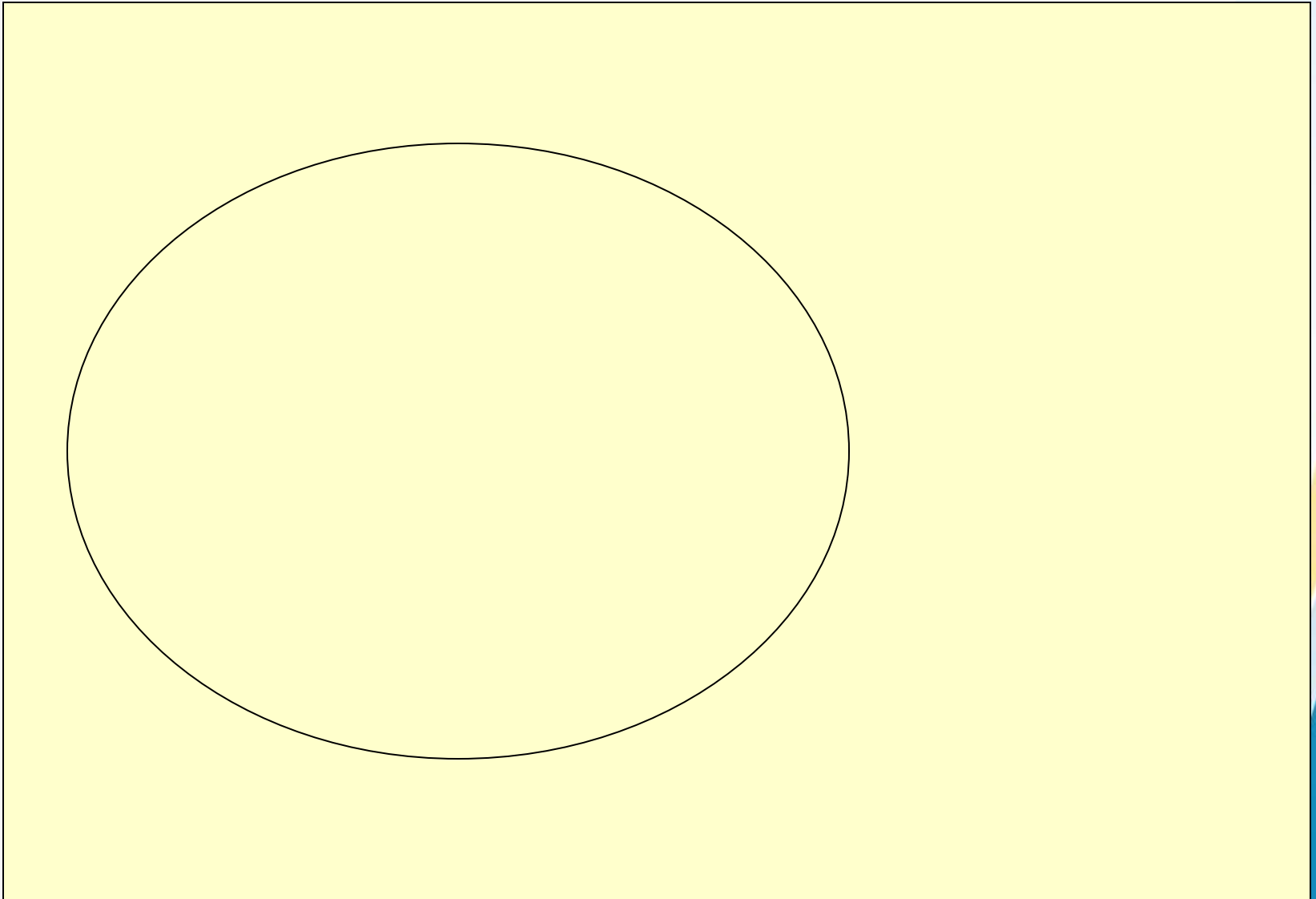
Today we are going to use Venn diagrams to show how we have sorted some names.

How could you sort the names of the children in your class?


- separate by odd and even numbers of letters
- separate by more than 5 letters or less than 5 letters.

How else could we do it?

names of children in the class



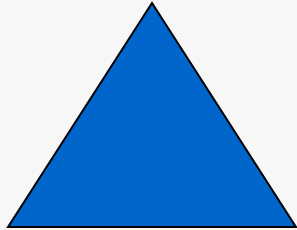
Group Work



Complete Venn Diagram.



Complete Venn Diagram.



Complete Venn Diagram.