

Understanding Addition and Subtraction

Year 2 Spring Term Week 3

Lesson 2

Today we will be learning to:

- add
- know words used in adding
- add by partitioning into '5 and a bit'
- recombine the numbers.

Mental Activity

Sit with children you do not normally work with.

On your table is a pen and a big piece of paper.

The leader is in charge of the pen.

The leader must choose a number
between 0 and 10.

Write it on the paper and
draw a circle around it.

I will throw a large dice.

Add the number on the dice to the number on your piece of paper.

Write the number next to your original number.

Main Activity

Today we are going to continue with our
'5 and a bit' work

and use it to help us with addition.

We will add numbers up using
the '5 and a bit' strategy.

Use a dice marked 6, 6, 7, 7, 8, 9.

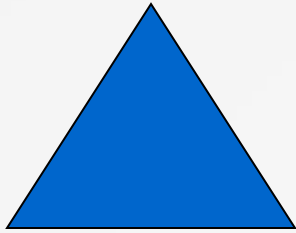
Throw the dice and give the number in terms of '5 and a bit' to make it into a number sentence.

Throw the dice again and repeat.


Total the two number sentences by adding up the fives first.

1st throw	2nd throw	Total


Group Work



Work in threes. Take it in turns to throw the dice. Total the three throws using the '5 and a bit' strategy.



Work in pairs. Practise adding number sentences using the '5 and a bit' strategy.



Work in pairs. Practise adding number sentences using the '5 and a bit' strategy.