

Place Value and Ordering

Year 2 Autumn Term Week 2

Lesson 1

Today we will be learning to:

- read and write numerals
- compare and order numbers
- give a number which lies between two numbers
- order numbers and position on a hundred square.

Mental Activity

Sit in mixed ability groups.

Make sure everyone in your group has a number card ranging from 0–100+.

Can you read the number on your card?

Hold your card up if it is ...

the largest number on the table.

Hold your card up if it is ...

the smallest number on your table.

Hold your card up if it is ...

more than 50.

Hold your card up if it is ...

less than 75.

Hold your card up if it is ...

between 90 and 150.

Hold your card up if it is ...

more than 25.

Put the cards on your table in order from smallest to largest.



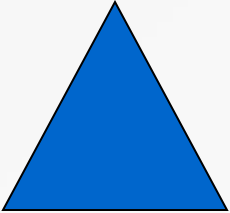
How did you know which was the largest?

Main Activity

1	2	3	4	5	6	7	8	9	10
11	12	13	14	15	16	17	18	19	20
21	22	23	24	25	26	27	28	29	30
31	32	33	34	35	36	37	38	39	40
41	42	43	44	45	46	47	48	49	50
51	52	53	54	55	56	57	58	58	60
61	62	63	64	65	66	67	68	69	70
71	72	73	74	75	76	77	78	79	80
81	82	83	84	84	86	87	88	89	90
91	92	93	94	95	96	97	98	99	100

Group Work

Today we are going to look at numbers up to 100.

	<p>Fill in the missing numbers from segments of a hundred square. Put the segments together.</p>
	<p>Fill in a blank one hundred square. Cut it up and make into jigsaw and put it back together again.</p>
	<p>Complete the 100 square. Make it into a jigsaw for a friend to solve.</p>