

# Place Value

**Year 2 Summer Term Week 2**

**Lesson 1**

# Today we will be learning to:

- understand and use the words for describing and comparing numbers
- use the '=' sign.

# Mental Activity

‘What’s my number?’



‘What’s my number?’

I am thinking of a number.

Ask me questions to find out what it is.

‘What’s my number?’

Ask questions like these:

Is it odd?

Is it more than 10?

Is it less than 10?

Is it less than 50?

Is it a multiple of 2?

and so on.

‘What’s my number?’

Now we will play the game a few  
times.

# Main Activity

Today we are going to use mathematical language to describe a number.

What do you know about the number 5?



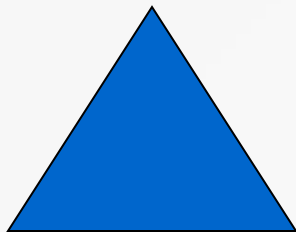


List all the ways you could use the number 5.



## Top Tip

'Equals' and the '=' sign mean  
'is the same as'.

# Group Work



Work in pairs and write down what you know about the number 10. Use key words such as 'more than', 'less than', 'difference' and so on.