


Money

Year 2 Spring Term Week 9

Lesson 1

Today we will be learning to:

- solve money problems
 - add and subtract multiples of 10
 - add 10p pieces to a multiple of 10 to make £1
 - recognise and use patterns in calculations.
- 

Mental Activity

16		5	13		8
1		18		4	2
	12		19		15
				3	11
7		9	6		10
14		20		17	

Find pairs of numbers that make 20.

16		5	13			8
	1	18		4	2	
		12		19		15
				3	11	
	7	9	6			10
	14	20		17		

What do you add to 15 to make 20?

5

16		5	13		8
1		18		4	2
	12		19		15
7		9	6	3	11
14		20		17	10

Find the other pairs.

Main Activity

Today we are going to be adding and subtracting

multiples of 10

using 10p coins.

How many pennies are there in £1?

How many 10p coins are there in £1?

Count out the coins in my hand.

Close your eyes.

I will choose someone to hide some of the
coins.

Count how much I have now.

How much do I have now?

How much has your classmate?

How do you know?



You could count on in tens.

You could use number bonds up to 10.


I will have a different amount in my hand.

How much do I have now?

How much has your classmate?

How do you know?

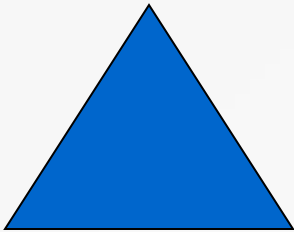
Group Work



Calculate how much more would make £1 from different amounts. Use 10p coins.



Calculate how much more would make £1 from different amounts.



Calculate how much more would make £1 from different amounts. Use mental strategies.