

# Making Multiplication Number Sentences

*Year 2 Autumn Term Week 10*

*Lesson 1*

# Today we will be learning:

- how to multiply
- how to use words to describe multiplication
- about multiplication and repeated addition
- to use the 'x' and '=' signs in a number sentence.

# Mental Activity

Today you are going to practise number bonds up to 12.

You will be given a target number.

Think of all the numbers which could make that number.



12





10









# Main Activity

Today we are going to work out some number sentences.


Get into your normal maths groups.

Look at the following pictures.

Try to solve the problem.


Write the answers in your books.

3



How many fingers and thumbs?

3



How many legs?

4



How many eyes?

3



How many wheels?

3



How many wheels?

6



How much money?



2



How many legs?

4




How many petals?

How can the results be recorded?

$$3 + 3 + 3 + 3 = 12$$

$$3 \times 4 = 12$$

Give your teacher a number sentence for  
your maths problems.



# Group Work

Fold a blank piece of paper.

Write a problem on the front.

Write the answer inside.

Ask your partner to solve it.