

# Counting and Properties of Numbers

*Year 2 Summer Term Week 1*

*Lesson 1*

# Today we will be learning to:

- recognise odd and even numbers
- understand what is special about odd and even numbers
- count on and back in twos.

# Mental Activity

Counting on and back in ones.

Counting on and back in tens.

Start at 5.

Count on 6.

What number do you stop on?

Start at 23.

Count back 4.

What number do you stop on?

Start at 18.

Stop on 13.

How many have you counted back?

Start at 45.

Stop on 75.

How many tens have you counted?

Start at 15.

Count on 5 tens.

What number do you stop on?



# Main Activity

Today we are going to investigate sharing by 2.


What does 'sharing' mean?

What other words mean sharing?

There are two ways of sharing.

They are equal and unequal sharing.

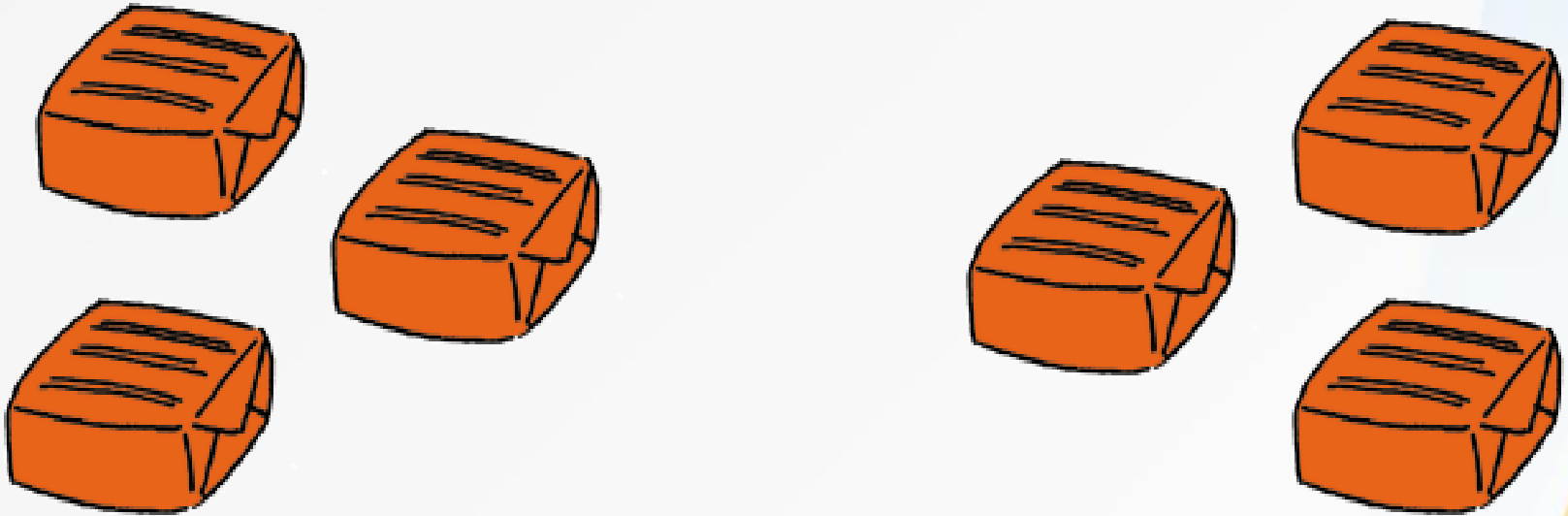
# Equal sharing



6 sweets

Share equally between Jack and Suzy.

# Equal sharing




Jack

Suzy

They have three sweets each.


# Unequal sharing



5 sweets

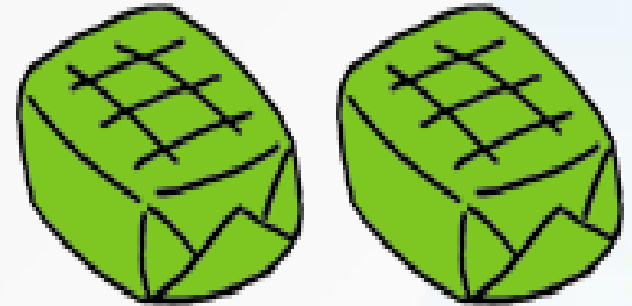
Share the sweets between Jack and Suzy depending on how good they have been!

# Unequal sharing



Jack has three  
sweets.

He has has been  
very good.



Suzy has two  
sweets.


She has been  
quite good.

Focus on equal sharing.






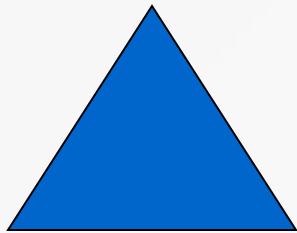
# Group Work



Investigate which numbers can be shared equally by 2. Look for patterns and predict results.



Investigate which numbers less than 30 can be shared equally by 2.



Investigate which numbers can be shared equally by 2. Predict results for numbers greater than 100.